

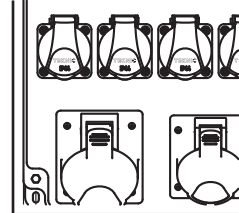

TEKNIC

DISTRIBUTION ASSEMBLIES
AND CABLE REELS



TEKNIC

Distribution assemblies and cable reels



Further to the development of Distribution Boxes for the range of MCBs offered by TEKNIC, the necessity of Distribution Assemblies for TEKNIC's Range of Plugs and Sockets was felt. A wide range of Distribution Assemblies and Cable Reels has already been introduced to the Indian Market.

We present the details of the Distribution Assemblies as also Cable Reels herewith in the catalogues, captioned:

These products are being offered to our customers with the technical and engineering support of SEZ a.s from Europe.

Distribution assemblies belong to the group of low voltage covered distributors according to **STN EN 60439-3**, operable also by common persons. They may be used at building sites, in residential buildings, houses and industrial distributions. They are designed to be mounted mainly on vertical wall, but may also be used as portable (the handle is placed in the upper part of the distribution assembly cover). We provide over 150 solutions including both distribution assemblies and cable reels to meet even the highest requirements.

Distribution assemblies

Basic specification

The distribution assembly cover is moulded from halogenfree thermoplastic.

It can be fixed onto the surface Class A, the temperature of hot wire is **650°C**.

Distribution assemblies have been designed for both internal and external use within the temperature range from **- 25°C to + 40°C**. They are all supplied in the following specifications:

- ° degree of protection **IP 44, IP 54**
- ° nominal current: 16 A (32 A)
- ° nominal working voltage: **400/415 V ~, 50 Hz**

The power supply cable may only be installed by an appropriately qualified person. Distribution assemblies are fitted with breakers of the rupturing capacity of 10 kA.

Individual types of distribution assemblies are fitted with single-phase and three-phase sockets, a current protector (version ROS 11/ FI), breakers and cable gland M32. We also provide distribution assemblies where the breakers have to be installed by clients themselves. The unprotected distribution assemblies for types ROS 5, ROS 7 and ROS 11 are labelled as ROS 5/x, ROS 7/x a ROS 11/x and the label of the basic distribution assembly ROS lacks the complementary sign "-I" (thus ROS-I1600 D has an unprotected alternative labelled as ROS 1600 D).

Electric specification

The recommended distribution assembly supply is 5 x 6 mm² and it must be connected via a three-phase, 32 A breaker parameter C. The total taking from the distribution assembly is maximum 32 A. Connect the supply to the inlet terminal board.



„KOCKA“ suspended distribution assembly – R O K

„THE CUBE“ portable suspended distribution assembly series, with its type specification of ROK/x-xx, presents covered low-voltage distribution assemblies operable also by non-professionals. These devices will find their use both indoor and outdoor: in residential buildings and houses, at building sites, as

well as in industrial operations with the surrounding temperatures between -25°C to $+85^{\circ}\text{C}$. They are best suited to be hung in space and thus enable adaptation to a varied arrangement of machines and equipment at temporary workplaces.

Suspended distribution assembly ROK

MORE THAN 480 COMBINATIONS

complied with STN EN 60439-3

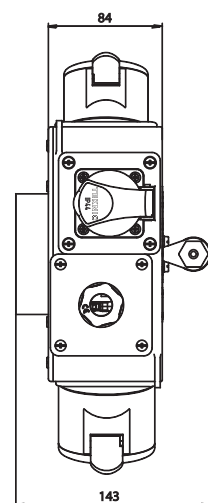
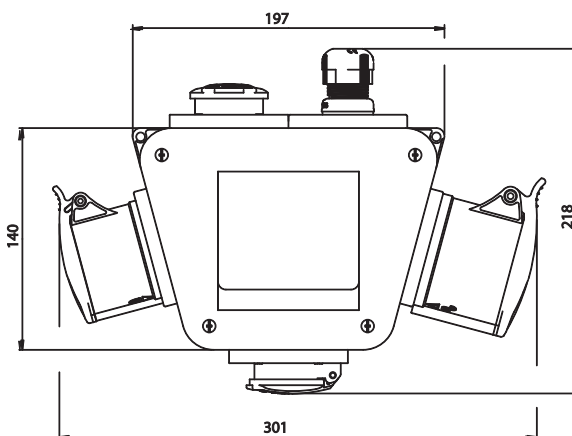
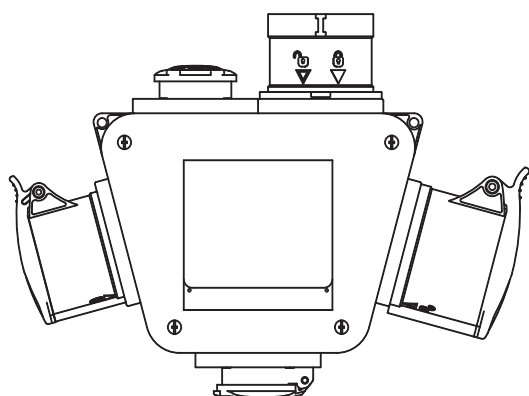
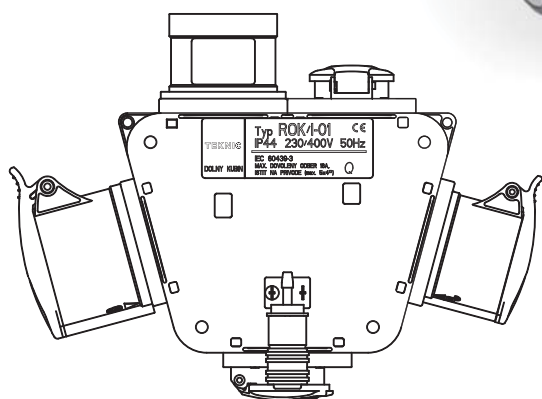


Table of the most common R O K distribution assembly types and installations

| ROK DISTRIBUTION ASSEMBLIES EQUIPPED WITH BREAKERS (1 pc – 3-phase 16 or 32 A 1 pc – 1-phase 16 or 32 A) | | ROK DISTRIBUTION ASSEMBLIES EQUIPPED WITH A CURRENT PROTECTOR 40 A/0,03 A | | ROK DISTRIBUTION ASSEMBLIES UNPROTECTED (THE INLET MUST BE PROTECTED) | | INSTALLATION | | | | | |
|--|-----------------------|--|-----------------------|--|-----------------------|----------------|-----------------------|-----------------------|-----------------------|-----------------------|---------------------|
| (I) | | (FI) | | (X) | | INLET (SUPPLY) | OUTLETS | | | | |
| Type SPECIFICATION | NOMINAL CURRENT In(A) | Type SPECIFICATION | NOMINAL CURRENT In(A) | Type SPECIFICATION | NOMINAL CURRENT In(A) | | 16 A, 5P IERN 1653 | 16 A, 4P IERN 1643 | 32 A, 5P IERN 3253 | 32 A, 4P IERN 3243 | 16 A/250 V VZ 16 |
| ROK/I-00 | 16 | ROK/FI-00 | 16 | ROK/X-00 | 16 | IRRN 1653 | 2 | | | | 2 |
| ROK/I-01 | 16 | ROK/FI-01 | 16 | ROK/X-01 | 16 | IRRN 1653 | 1 | | 1 | | 2 |
| ROK/I-05 | 16 | ROK/FI-05 | 16 | ROK/X-05 | 16 | IRRN 1653 | | | | | 4 |
| ROK/I-10 | 16 | ROK/FI-10 | 16 | ROK/X-10 | 16 | IRRN 1653 | 4 | | | | |
| ROK/I-31 | 32 | | | | | IRRN 3253 | 1 | | 1 | | 2 |
| ROK/I-38 | 32 | | | | | IRRN 3253 | 1 | | 2 | | 1 |
| ROK/I-50 | 32 | ROK/FI-50 | 16 | ROK/X-50 | 16 | TVM-M 25 | 2 | | | | 2 |
| ROK/I-51 | 32 | ROK/FI-51 | 16 | ROK/X-51 | 16 | TVM-M 25 | 1 | | 1 | | 2 |
| ROK/I-55 | 32 | ROK/FI-55 | 16 | ROK/X-55 | 16 | TVM-M 25 | | | | | 4 |
| ROK/I-60 | 16 | ROK/FI-60 | 16 | ROK/X-60 | 16 | TVM-M 25 | 4 | | | | |
| ROK/I-61 | 32 | | | | | TVM-M 25 | 1 | | 1 | TVM-M 25 | 1 |
| ROK/I-70 | 16 | ROK/FI-70 | 16 | ROK/X-70 | 16 | TVM-M 25 | | 2 | | | 2 |
| ROK/I-91 | 32 | | | | | TVM-M 32 | 1 | | 1 | TVM-M 32 | 1 |
| with reversing appliance inlet IRRNO | | | | | | | | | | | |
| ROK-O/I-00 | 16 | ROK-O/FI-00 | 16 | ROK-O/X-00 | 16 | IRRNO 1653 | 2 | | | | 2 |
| ROK-O/I-01 | 16 | ROK-O/FI-01 | 16 | ROK-O/X-01 | 16 | IRRNO 1653 | 1 | | 1 | | 2 |
| ROK-O/I-05 | 16 | ROK-O/FI-05 | 16 | ROK-O/X-05 | 16 | IRRNO 1653 | | | | | 4 |
| ROK-O/I-10 | 16 | ROK-O/FI-10 | 16 | ROK-O/X-10 | 16 | IRRNO 1653 | 4 | | | | |
| ROK-O/I-31 | 32 | | | | | IRRNO 3253 | 1 | | 1 | | 2 |
| ROK-O/I-38 | 32 | | | | | IRRNO 3253 | 1 | | 2 | | 1 |

All types may include compressed air distribution version - type specification of ROK/x-xxV, ROK-O/x-xx

* Distribution assemblies with compressed air distribution – type **ROK/x-xxV** – are equipped with a quick connector and a hose insertion. The following is available upon request:

- various hose insertion sizes (ARO 210, ISO 6150 B, larger air ows)
- safety quick connectors
- the CEJN 315 quick connector – Asian standard
- quick connectors for breathing air


* IRRN 1653 = 16 A, 5P
IRRN 3253 = 32 A, 5P
TVM = the M25 or M32 metric cable glands.
IRRNO 1653 = 16 A, 5P
IRRNO 3253 = 32 A, 5P

Any other admissible combinations may be supplied according to user's requirements!

“THE CUBE” distribution assembly is designed to be hanged in space and is equipped with one inlet element (**IRRN 1653, IRRN 3253** appliance inlets or reversing appliance inlets **IRRNO 1653, IRRNO 3253, TVM-M 25** or **TVM-M 32** sealing cable glands) and four outlets (a 32 A industrial socket, a 16 A industrial socket, a VZ 16 one-phase socket) according to user's requirements (e. g.: 1x **IERN 3253**, 1x **IERN 1653**, 2x VZ 16 socket). The back side may be equipped with a

quick connector and a hose insertion for compressed air distribution. The 700 mm long chain with spring hooks to fix the distribution assembly is supplied separately.

Technical specifications:
Nominal voltage: 230/400/415 V, 50 Hz
Nominal current: 16 or 32 A, degree of protection **IP 44**



Distribution assembly group ROS

Distribution assembly VZS

Suitable for the connection of 3-phase as well as 1-phase consumers; fitted with a switch to be switched off.

Distribution assembly ROS 16yy, 32yy Protected variant

Distribution assembly VZS suitable for the connection of 3-phase as well as 1-phase is designed to be part of fixed distributions.

Rupturing capacity of the breaker I_{cn} : 10 kA for $I_n = 0,5 \div 32$ A.

Rupture description: breaker type **C STN EN 60898**

Recommended cable:

- CGSG 4x2,5; 5x2,5 mm² **STN 34 7476** (16 A)
- CGSG 4x4; 5x4 mm² **STN 34 7476** (32 A)

The inlet terminal board is dimensioned for the power supply cable of the maximum of 5x4 mm²; the power supply cable must be protected for the nominal current value showed on the label.

Unprotected variant

Recommended cable:

- CGSG 4x2,5; 5x2,5 mm² **STN 34 7476** (16 A)
- CGSG 4x4; 5x4 mm² **STN 34 7476** (32 A)

Distribution assembly with handle ROS 16yy D, ROS 32yy D

The above types of distribution assemblies have been designed to be part of mobile distributions.

Protected variant

Rupturing capacity of the breaker I_{cn} : 10 kA for $I_n = 0,5 \div 32$ A.

Rupture description: breaker type **C STN EN 60898**.

Recommended cable:

- CGSG 4x2,5; 5x2,5 mm² **STN 34 7476** (16 A)
- CGSG 4x4; 5x4 mm² **STN 34 7476** (32 A)











The inlet terminal board is dimensioned for the power supply cable of the maximum of 5x4 mm², the power supply cable must be protected for the nominal current value showed on the label.

Unprotected variant




Recommended cable:

- CGSG 4x2,5; 5x2,5 mm² **STN 34 7476** (16 A)
- CGSG 4x4; 5x4 mm² **STN 34 7476** (32 A)

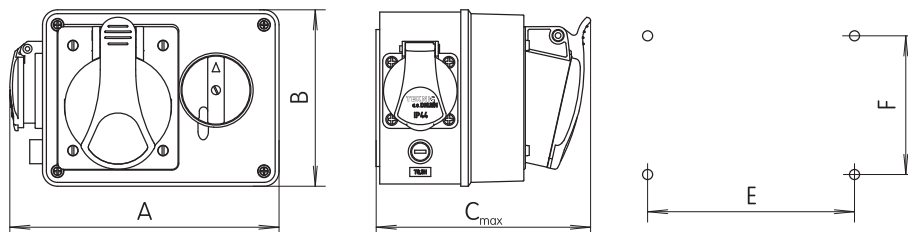
Built-in sockets used in distribution assemblies ROS

| Current | Voltage | Poles Hour angle |  IP 54 |  IP 44 |  IP 67 |
|---------|-----------|---|--|--|--|
| 16 A | 250 V |  | VZ 16 | | |
| 16 A | 250 V |  | VZ 16 S | | |
| 16 A | 230/240 V |  | | IE 1632 | |
| 16 A | 400/415 V |  | | IE 1643 | IEG 1643 |
| 16 A | 400/415 V |  | | IE 1653 | IEG 1653 |
| 32 A | 400/415 V |  | | IE 3243 | |
| 32 A | 400/415 V |  | | IE 3253 | |

Devices on DIN carrier bar used in distribution assemblies ROS

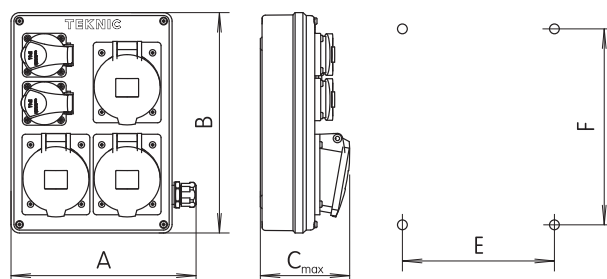

| |  |  |  |
|-----------------|---|--|---|
| Label | PR 63 C16 | PR 63 C32 | PR 61 B16 |
| Current, switch | 16 A, C | 32 A, C | 16 A, B |

Distribution assembly VZS



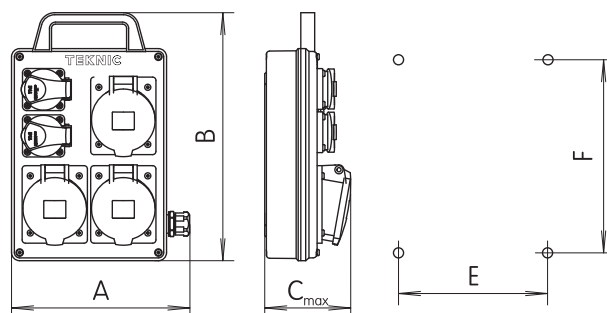
| Type \ [mm] | A | B | C _{max} | E | F |
|-------------|-----|-------|------------------|-----|----|
| VZS | 180 | 117,5 | 143 | 112 | 72 |

Distribution assembly ROS




| Type \ [mm] | A | B | C _{max} | E | F |
|-------------|-----|-----|------------------|-----|-----|
| ROS | 190 | 260 | 130 | 127 | 187 |

Distribution assembly ROS D




| Type \ [mm] | A | B | C _{max} | E | F |
|-------------|-----|-----|------------------|-----|-----|
| ROS D | 190 | 305 | 130 | 127 | 187 |


TEKNIC




VZS 164




VZS 165



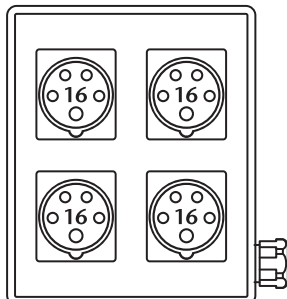
VZS 324



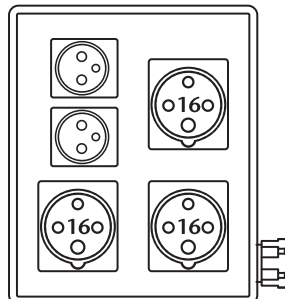
VZS 325



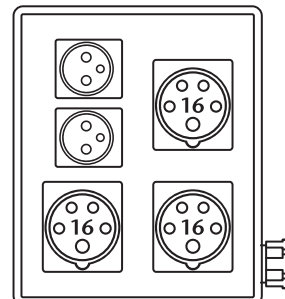
ROS 1600




ROS 1601




ROS 1602



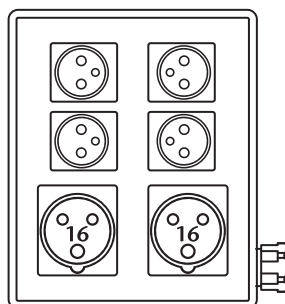
ROS 1603



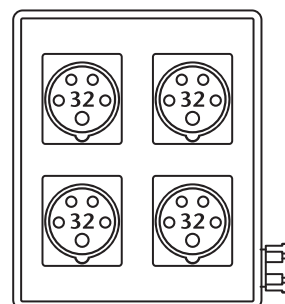
ROS 1604




ROS 1605




ROS 1607



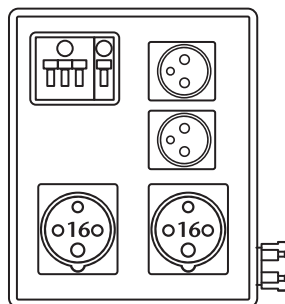
ROS 3200



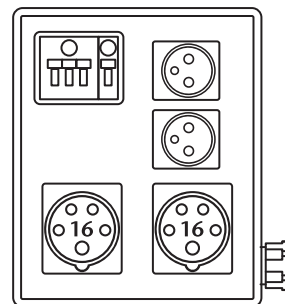
ROS 3201




ROS 3204/O



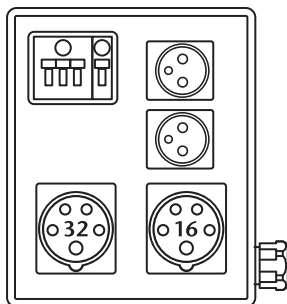
ROS-I 1600



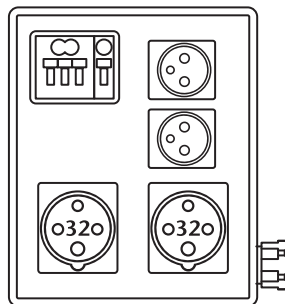
ROS-I 1601



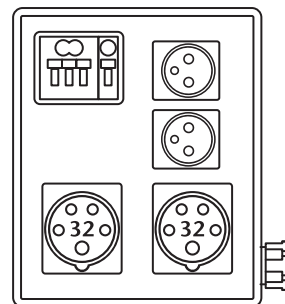
ROS-I 1602



ROS-I 1603



ROS-I 3200



ROS-I 3201



Three-phase breaker,
16 A/C
Three-phase breaker,
32 A/C



Single-phase breaker,
16 A/C
Single-phase breaker,
16 A/B



Switch
VZ16

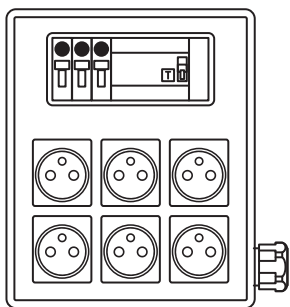


IE 1643
IE 1653

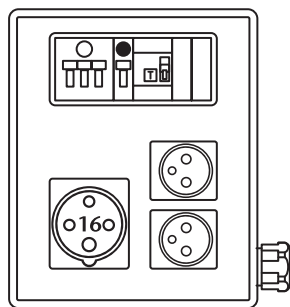


IE 3243
IE 3253

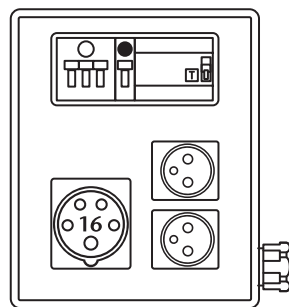
TEKNIC



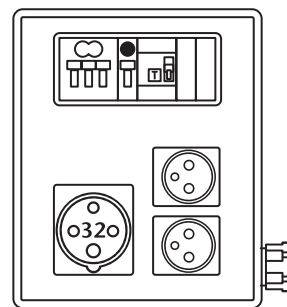
ROS-FI 1600/C



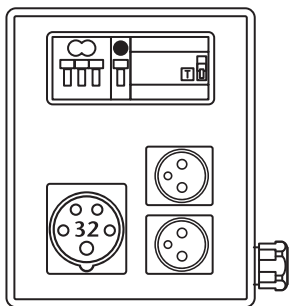
ROS-FI 1602/C









ROS-FI 1603



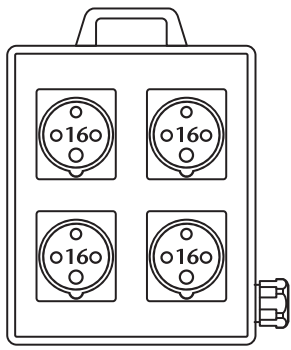
ROS-FI 3202/C



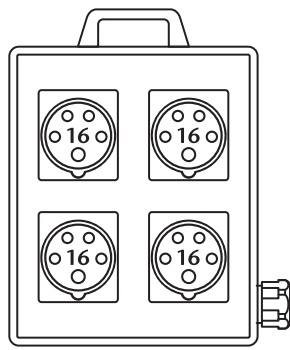
ROS-FI 3203

- | | | |
|---|--|--|
|  Three-phase breaker, 16 A/C |  Single-phase breaker, 16 A/C |  Single-phase current protector |
|  Three-phase breaker, 32 A/C |  Single-phase breaker, 16 A/B |  Three-phase current protector |

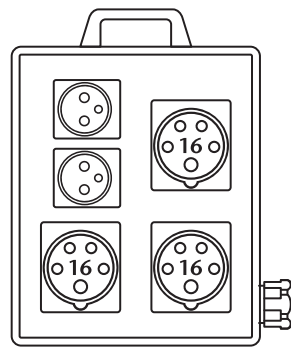
TEKNIC



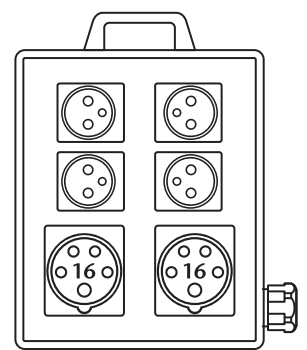
ROS 1600 D



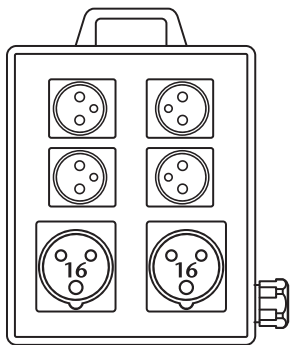
ROS 1601 D




ROS 1603 D




ROS 1605 D



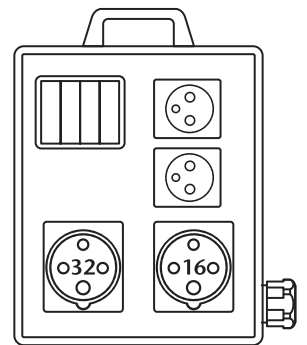
ROS 1607 D



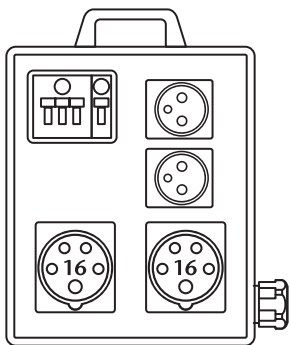
ROS 3200 D



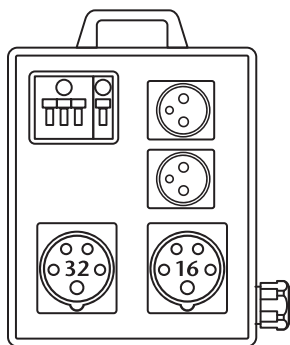
ROS 3201 D



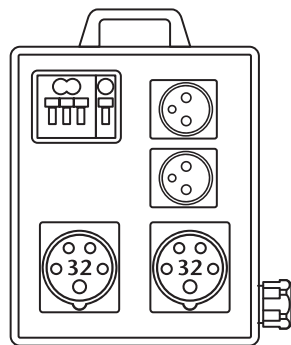
ROS 3204 D/O



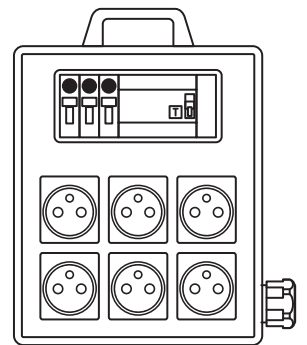
ROS-I 1601 D



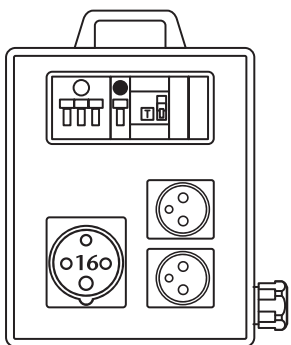
ROS-I 1603 D



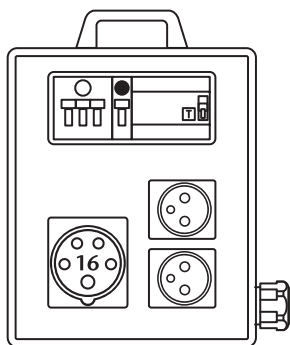
ROS-I 3201 D



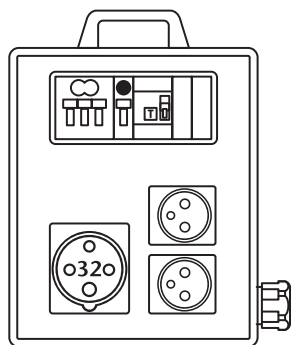
ROS-FI 1600 D



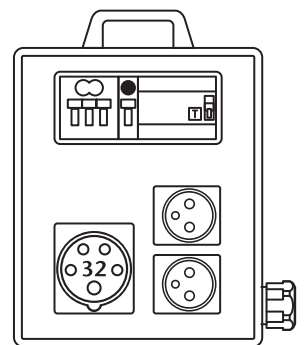
ROS-FI 1602 D/C









ROS-FI 1603 D



ROS-FI 3202 D/C



ROS-FI 3203 D

| | | | | | |
|---|--------------------------|---|--------------------------|---|--------------------------|
|  | Reversing switch socket |  | Built-in socket IEN 1653 |  | Built-in socket IEN 3253 |
|  | Built-in socket IEN 1643 |  | Built-in socket IEN 3243 |  | Built-in socket VZ 16 |

Cable reels

We are introducing to the market our own new series of cable reels type PB. The cable reels are fitted with industrial sockets according to **EN 60 309**. Their basic degree of protection is IP44, IP 55 for models PB 2E5G and PB 2E4G.

We provide single-phase models with the following characteristics:

Single-phase

- comply with **STN EN 61 242**
- nominal current 16 A
- nominal working voltage **230 V ~, 50 Hz**
- **H05VV3G** cable used
- P max for completely unwound cable **3600 W**
- P max for wound cable **1500 W**
- supplied cable lengths 30, 40 m and 50 m. (Please notify this fact in orders immediately after the type number, e.g. PB 4 V/40 for 40-metre ca)
- single-phase models are normally supplied with a single-phase plug. However, we also provide model PB 3V-3F with industrial 3-phase plug IV 1653, when every socket is connected to a differ-








ent phase and connected by a cable with the size of 5 x 2,5 mm²

- fitted with heat fuse which disconnects electric circuit when the temperature of the cable exceeds **65 °C**. The extension power supply may be switched on again only after the temperature of the cable has been lowered.

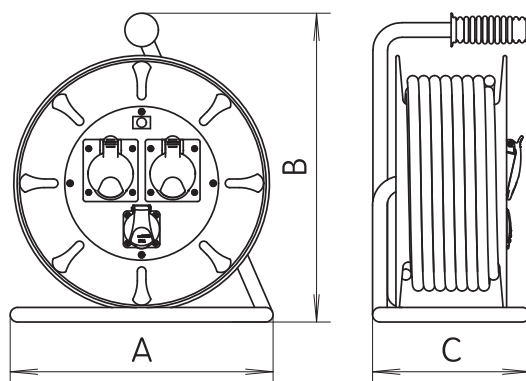
Three-phase

- comply with **STN EN 61 316**
- nominal current 16 A
- nominal working voltage **400/415 V ~, 50 Hz**
- CGSG5C x 2,5 mm², CGSG4C x 2,5 mm² cables used in compliance with **STN 34 7476**
- P max for completely unwound cable **11000 W**
- P max for wound cable **5000 W**
- supplied cable lengths 25, 30 m and 35 m. (Please notify this fact in orders immediately after the type number, e.g. PB 2E5/30 for 30-metre cable.)
- fitted with heat fuse which disconnects electric circuit when the temperature of the cable exceeds **65 °C**. The extension power supply may be switched on again only after the temperature of the cable has been lowered.

Built-in sockets used in cable reels PB

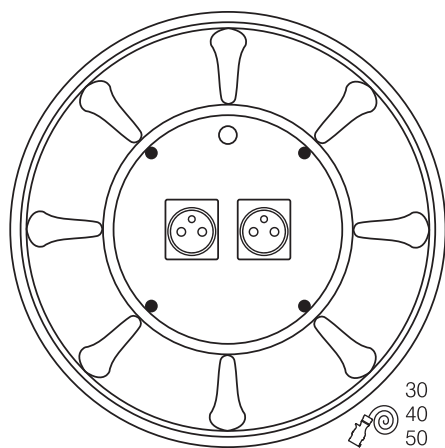
| Current | Voltage | Poles Hour angle |  IP 54 |  IP 54 |  IP 67 |
|---------|-----------|---|--|--|--|
| 16 A | 250 V |  | VZ 16 | | |
| 16 A | 250 V |  | VZ 16 S | | |
| 16 A | 400/415 V |  | | IEN 1643 | IEG 1643 |
| 16 A | 400/415 V |  | | IEN 1653 | IEG 1653 |

Cable reel PB

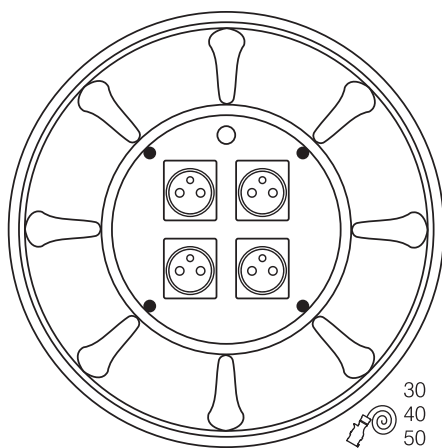


| Type \ [mm] | A | B | C |
|-------------|-----|-----|-----|
| ROS | 350 | 410 | 210 |

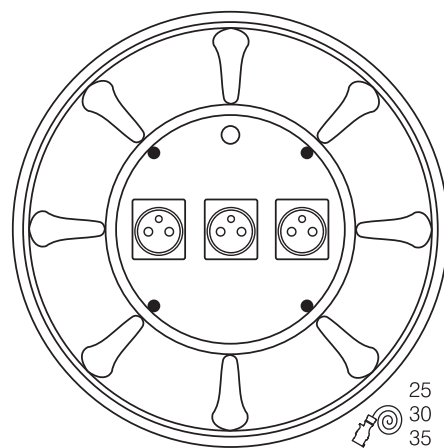
TEKNIC



PB 2V

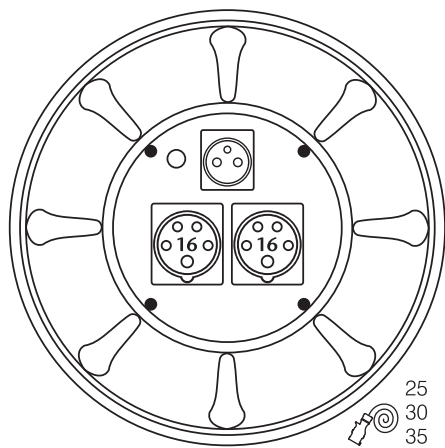


PB 4V

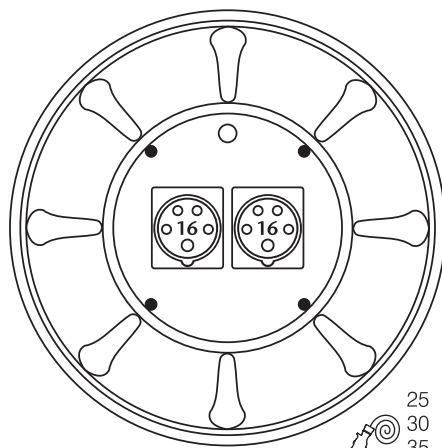


PB 3V-3F

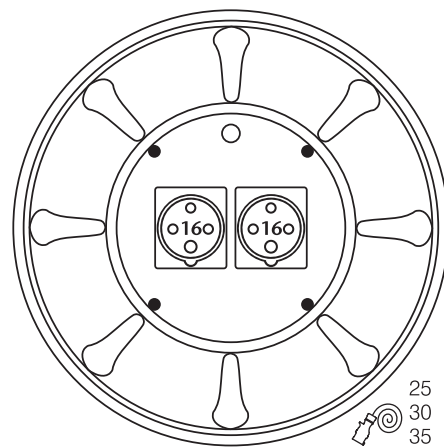
The model contains 3-phase plug IVN 1653.



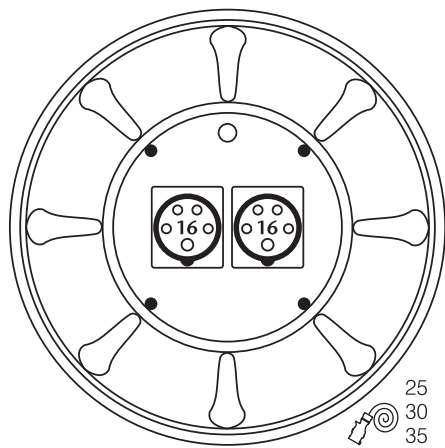
PB V2E5



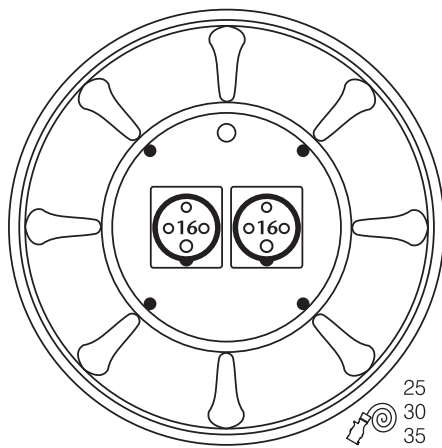
PB 2E5



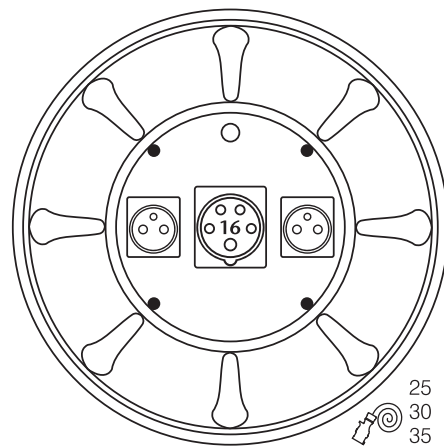
PB 2E4



PB 2E5G



PB 2E4G



PB 2VE5

| | | | | | |
|--|--------------------------|--|--------------------------|--|----------------------------------|
| | Built-in socket IEN 1653 | | Built-in socket IEG 1653 | | Length of the power supply cable |
| | Built-in socket IEN 1643 | | Built-in socket IEG 1643 | | Built-in socket VZ 16 |

Distribution assembly ROS 11, ROS 7 and ROS 5

with three-phase and single-phase sockets, breakers, and cable gland M32.

The maximum current rating from the distribution assembly is 32 A. Users may order three-phase four-pole sockets, which are designed for symmetric load only and connected 3P +PE. The supply is to be connected to the inlet terminal board. The inlet opening may be placed on the top, bottom, side or rear wall.

Devices with a current protector are provided only in sizes ROS 11. They are normally fitted with a current protector for the fault current $I_{\Delta n} \geq 30\text{mA}$.

Protected variants

The recommended distribution assembly supply is $5 \times 6\text{ mm}^2$ and it must be connected via a three-phase 32 A breaker parameter C. Individual types are fitted











Unprotected variants

Recommended supply $5 \times 6\text{ mm}^2$, the maximum total taking stated on the label.








The power supply cable must be connected as follows.

- connect phase conductors via the breaker, which will be mounted by users themselves according to their own choice, to the inlet terminal board. The size of the breaker must be sufficient to enable protection with respect to the maximum current stated on the label
- connect PE and N conductors directly to inlet terminal.

Built-in socket used in distribution assemblies ROS 11, ROS 7, ROS 5

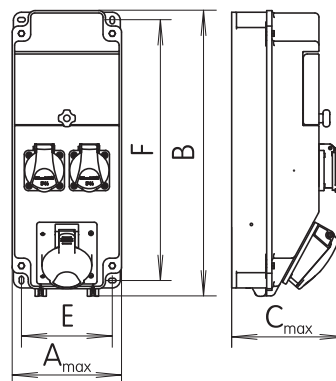
| Current | Voltage | Poles Hour angle |  IP 54 |  IP 54 |  IP 54 |
|---------|-----------|---|---|---|---|
| 10 A | 48 V |  | VZ 48* | | |
| 16 A | 250 V |  | | VZ 16 | |
| 16 A | 250 V |  | | VZ 16 S | |
| 16 A | 400/415 V |  | | | IEN 1643 |
| 16 A | 400/415 V |  | | | IEN 1653 |
| 32 A | 400/415 V |  | | | IEN 3243 |
| 32 A | 400/415 V |  | | | IEN 3253 |

Devices on DIN carrier bar used in distribution assemblies ROS 11, ROS 7, ROS 5

| |  |  |  |  |  |  |  |
|-------------------|---|---|---|---|---|---|---|
| Label | PR 63 xxx | PR 61 xxx | PCHB2 | PCHB4 | 1EEM1211.1 | 3EEM3452.41* | EIZ-EDWS7393* |
| Nominal current | 0,5 ÷63 A | 0,5 ÷63 A | | | | | |
| Switch character | B, C | B, C | | | | | |
| Device | 3-phase breaker | 1-phase breaker | 1-phase current protector | 3-phase current protector | 1-phase electrometer | 3-phase electrometer | 3-phase electrometer |
| Number of modules | 3M | 1M | 2M | 4M | 1M | 5M | 7M |

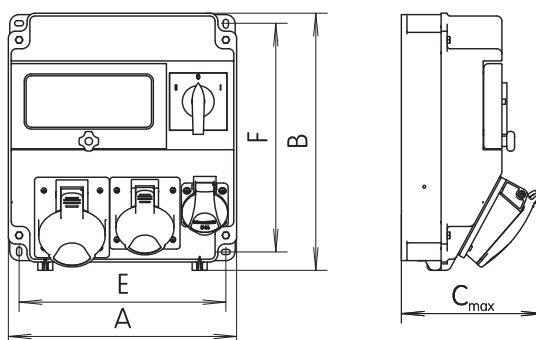
* available only for ROS 11

Distribution assembly ROS 5



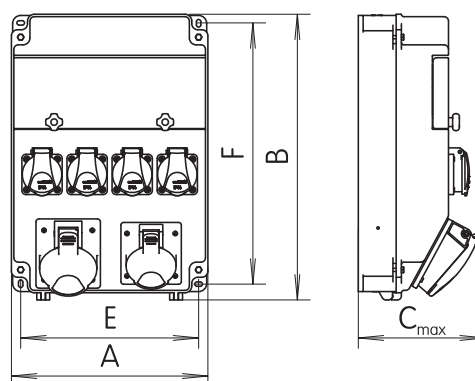
| Type \ [mm] | A _{max} | B | C _{max} | E | F |
|-------------|------------------|-----|------------------|-----|-----|
| ROS 5 | 179,6 | 343 | 163 | 113 | 324 |

Distribution assembly ROS 7




| Type \ [mm] | A | B | C _{max} | E | F |
|-------------|-----|-----|------------------|-----|-----|
| ROS 7 | 241 | 263 | 163 | 220 | 243 |

Distribution assembly ROS 11

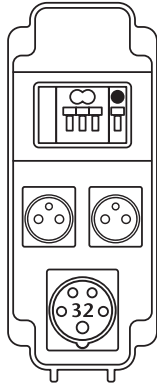


| Type \ [mm] | A | B | C _{max} | E | F |
|-------------|-----|-----|------------------|-----|-----|
| ROS | 241 | 343 | 163 | 220 | 324 |

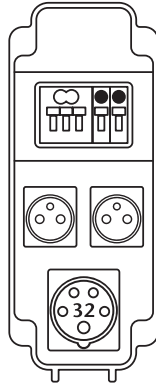
TEKNIC



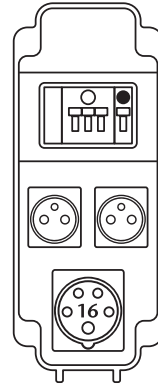
ROS 5/I-01



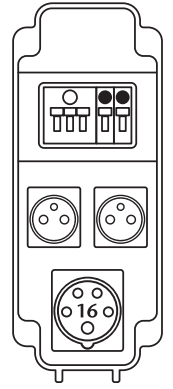
ROS 5/I-10



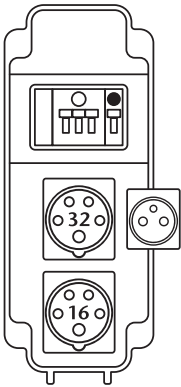
ROS 5/I-11



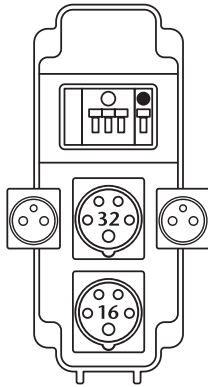
ROS 5/I-12



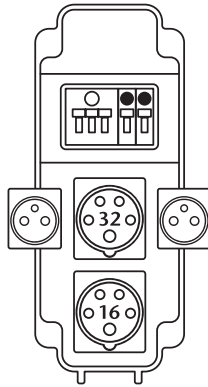
ROS 5/I-13




ROS 5/I-14



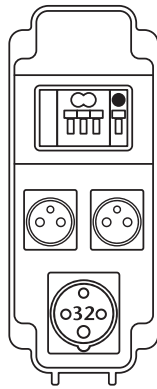
ROS 5/I-15



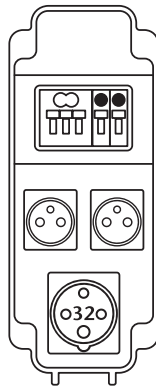
ROS 5/I-16



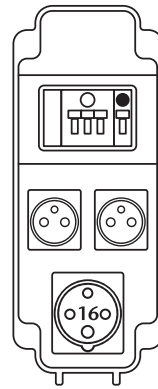
ROS 5/I-41



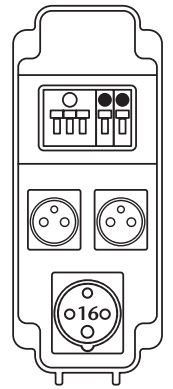
ROS 5/I-50



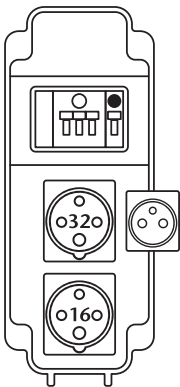
ROS 5/I-51



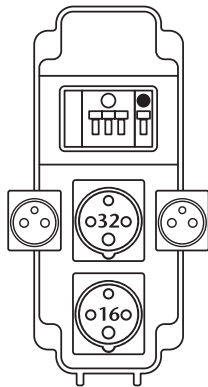
ROS 5/I-52



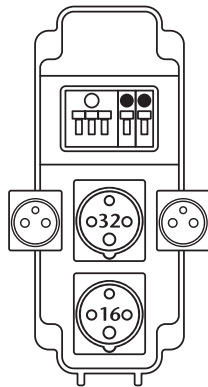
ROS 5/I-53



ROS 5/I-54



ROS 5/I-55



ROS 5/I-56



Three-phase breaker, 16 A/C



Single-phase breaker, 16 A/C



Single-phase current protector

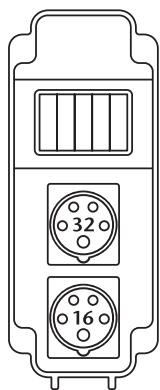


Three-phase breaker, 32 A/C

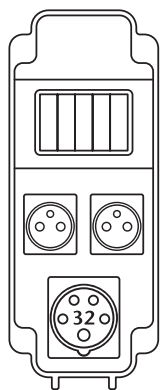


Single-phase breaker, 16 A/B

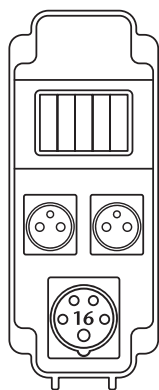
TEKNIC



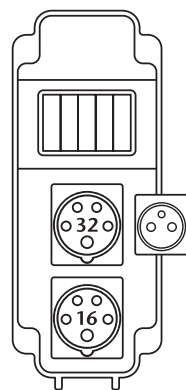
ROS 5/x-01



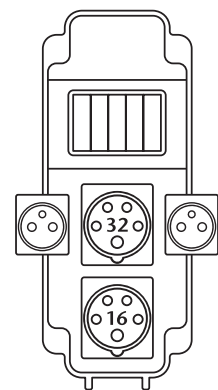
ROS 5/x-10



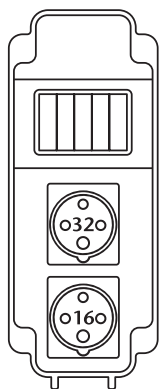
ROS 5/x-12



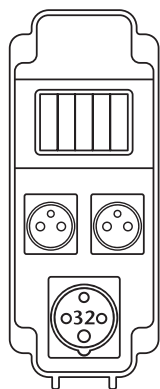
ROS 5/x-14



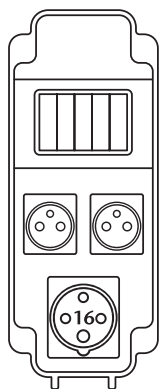
ROS 5/x-15



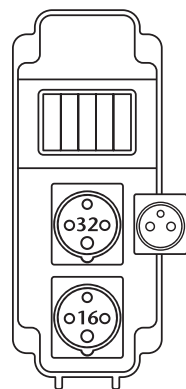
ROS 5/x-41



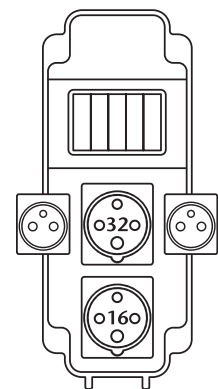
ROS 5/x-50



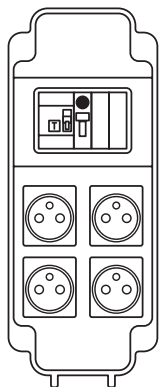
ROS 5/x-52



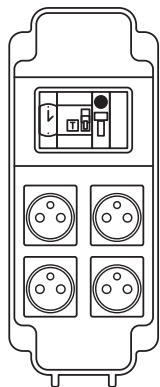
ROS 5/x-54









ROS 5/x-55



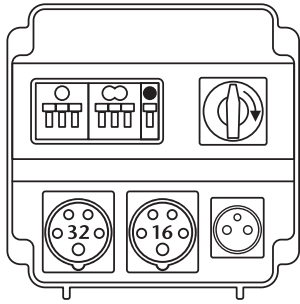
ROS 5/FI-01



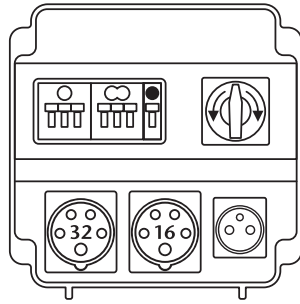
ROS 5/FI-01EM

| | | |
|---|--|--|
|  Single-phase electrometer |  Built-in socket IEN 1653 |  Built-in socket IEN 3253 |
|  Built-in socket IEN 1643 |  Built-in socket IEN 3243 |  Built-in socket VZ 16 |

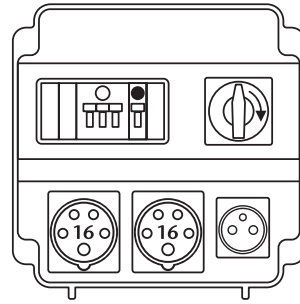
TEKNIC



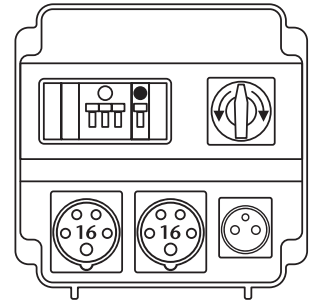
ROS 7/1-01



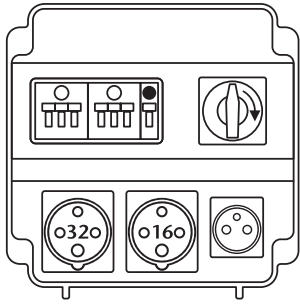
ROS 7/1-02



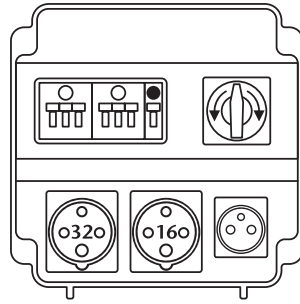
ROS 7/1-03




ROS 7/1-04



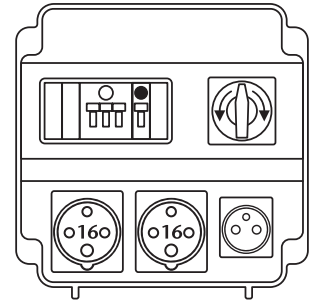
ROS 7/1-11



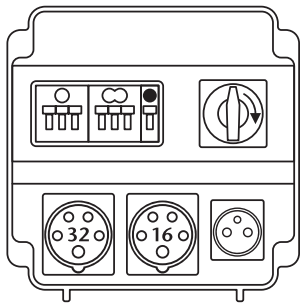
ROS 7/1-12



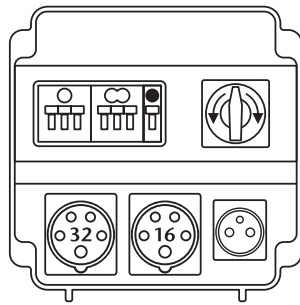
ROS 7/1-13




ROS 7/1-14



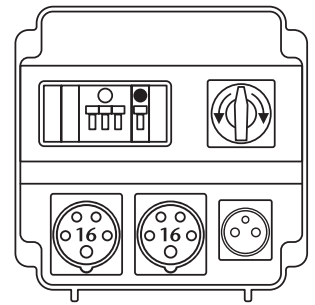
ROS 7/1-41



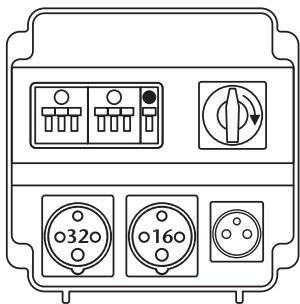
ROS 7/1-42



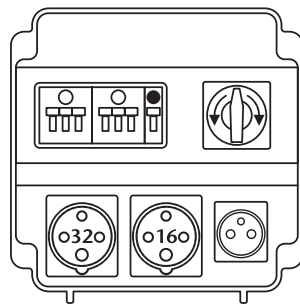
ROS 7/1-43




ROS 7/1-44



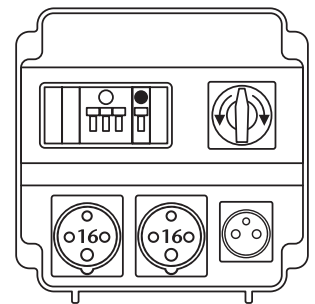
ROS 7/1-51



ROS 7/1-52



ROS 7/1-53



ROS 7/1-54



Three-phase breaker, 16 A/C



Single-phase breaker, 16 A/C



Three-phase breaker, 32 A/C




Single-phase breaker, 16 A/B




Switch


TEKNIC




ROS 7/x-01



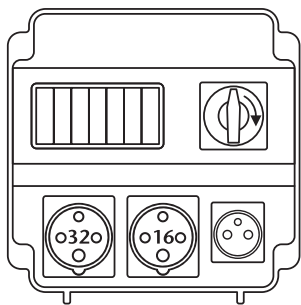
ROS 7/x-02




ROS 7/x-11




ROS 7/x-12




ROS 7/x-41



ROS 7/x-42



ROS 7/x-51



ROS 7/x-52



Reversing switch socket



Built-in socket IEN 1653



Built-in socket IEN 3253



Built-in socket IEN 1643

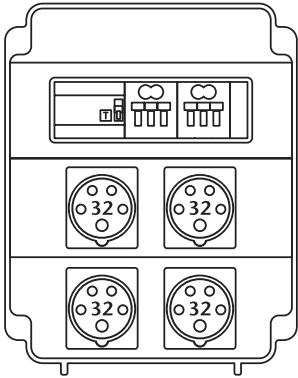


Built-in socket IEN 3243

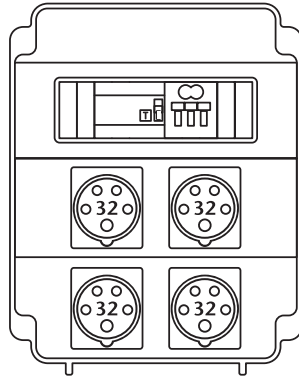


Built-in socket VZ 16

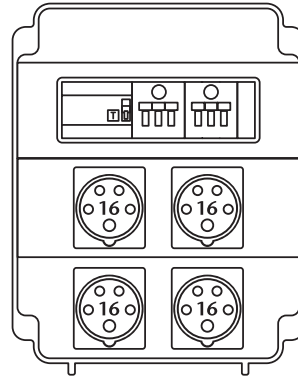
TEKNIC



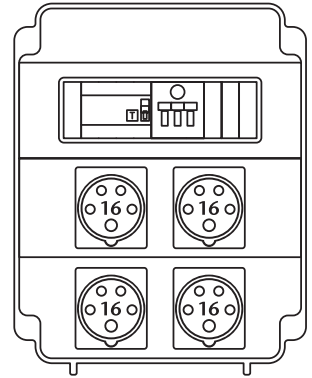
ROS 11/FI-01



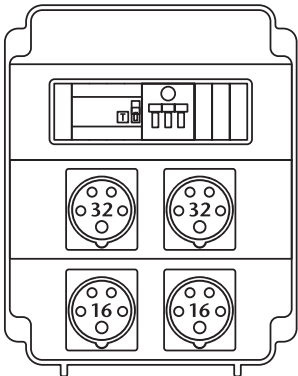
ROS 11/I-02



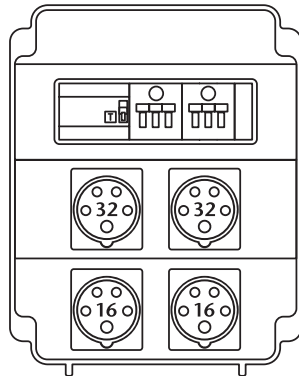
ROS 11/FI-03



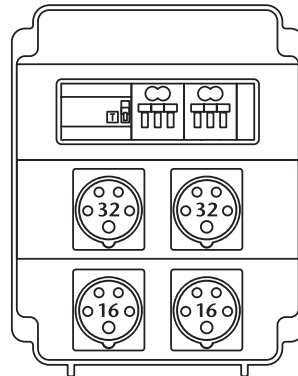
ROS 11/FI-04



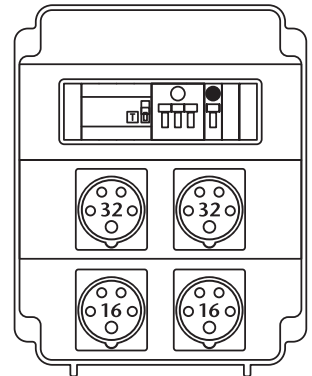
ROS 11/FI-05



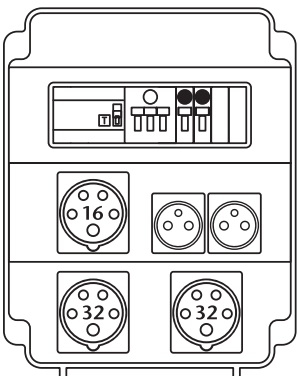
ROS 11/FI-06




ROS 11/FI-07




ROS 11/FI-11



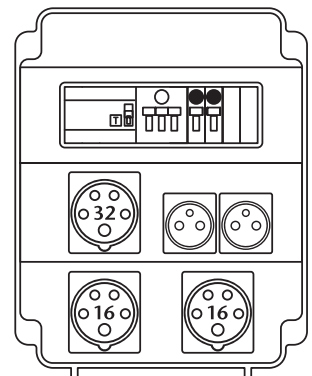
ROS 11/FI-12



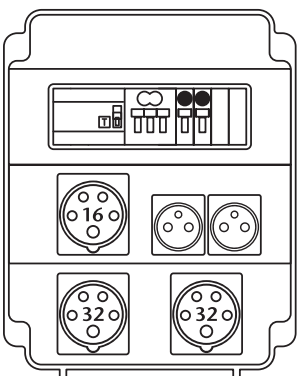
ROS 11/FI-14



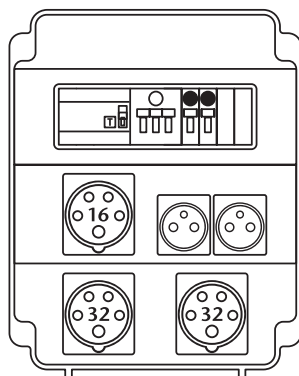
ROS 11/FI-15




ROS 11/FI-21



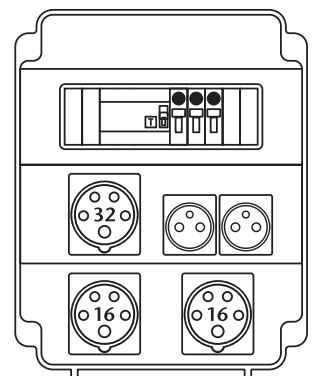
ROS 11/FI-22








ROS 11/FI-23



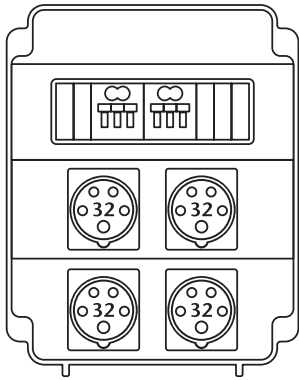
ROS 11/FI-24




ROS 11/FI-25

- | | | |
|---|--|---|
|  Three-phase breaker, 16 A/C |  Single-phase breaker, 16 A/C |  Three-phase current protector |
|  Three-phase breaker, 32 A/C |  Single-phase breaker, 16 A/B | |

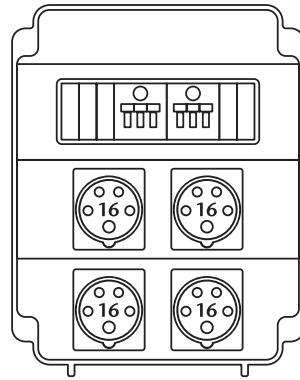
TEKNIC



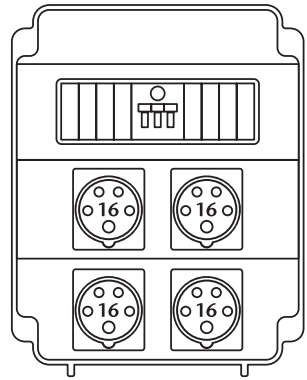
ROS 11/I-01



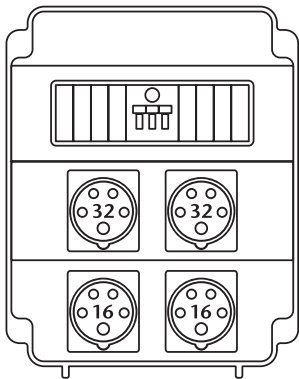
ROS 11/I-02



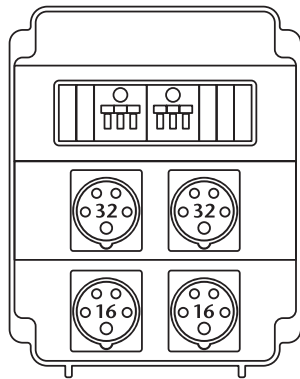
ROS 11/I-03




ROS 11/I-04



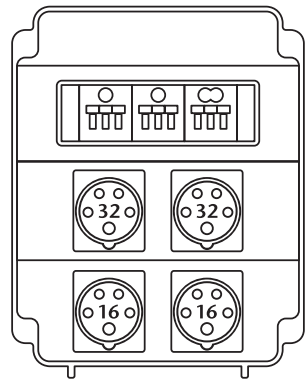
ROS 11/I-05




ROS 11/I-06



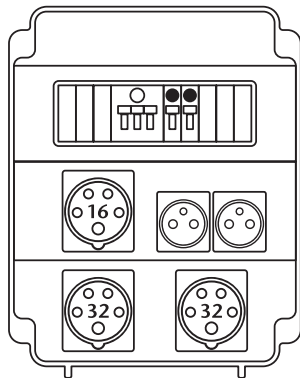
ROS 11/I-07



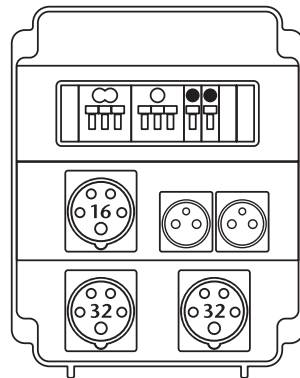
ROS 11/I-08



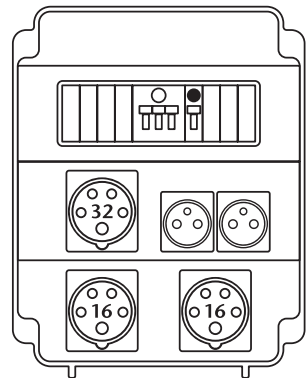
ROS 11/I-11



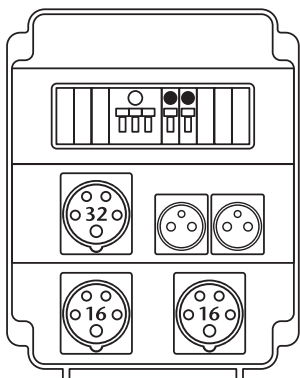
ROS 11/I-12



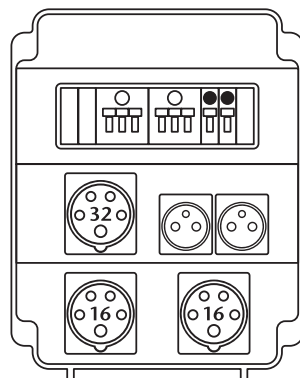
ROS 11/I-13



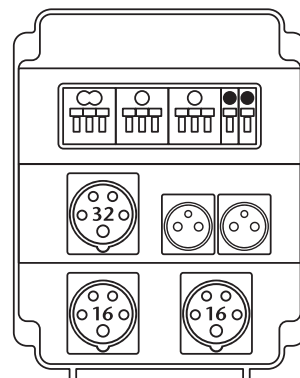
ROS 11/I-14



ROS 11/I-15



ROS 11/I-16



ROS 11/I-17



Built-in socket IEN 1643



Built-in socket IEN 1653



Built-in socket IEN 3243




Built-in socket IEN 3253

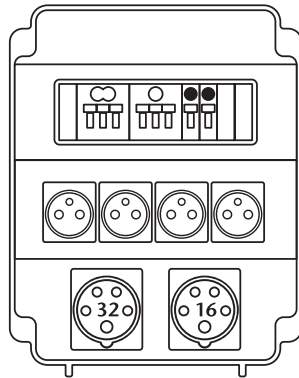


Built-in socket VZ 16


TEKNIC




ROS 11/I-21




ROS 11/I-22



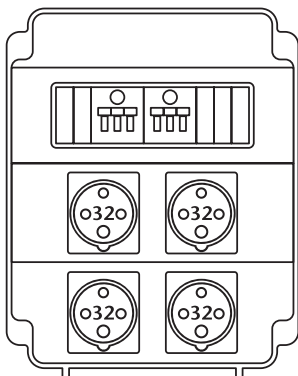
ROS 11/I-23




ROS 11/I-25



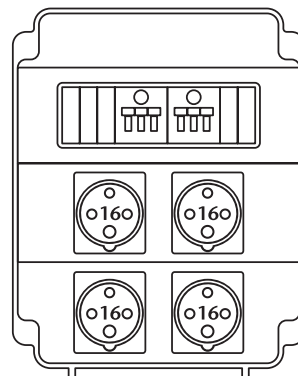
ROS 11/I-26



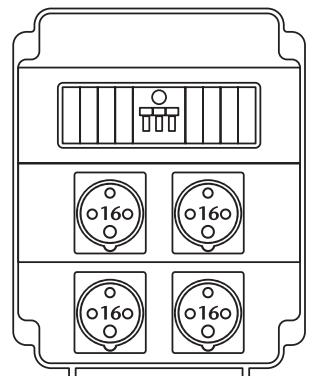
ROS 11/I-41



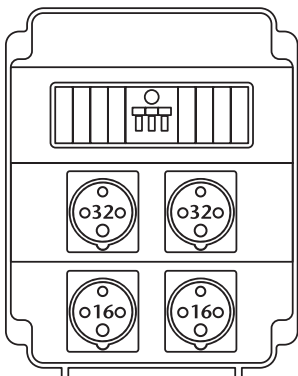
ROS 11/I-42



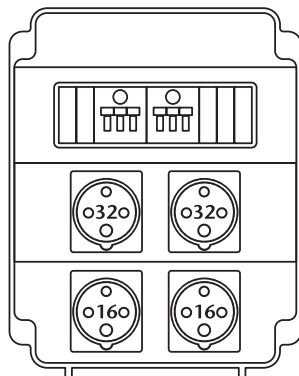
ROS 11/I-43




ROS 11/I-44



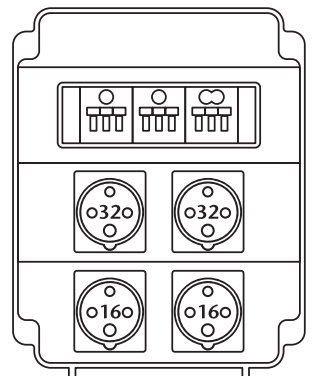
ROS 11/I-45



ROS 11/I-46



ROS 11/I-47



ROS 11/I-48



Three-phase breaker, 16 A/C



Single-phase breaker, 16 A/C



Three-phase current protector



Three-phase breaker, 32 A/C

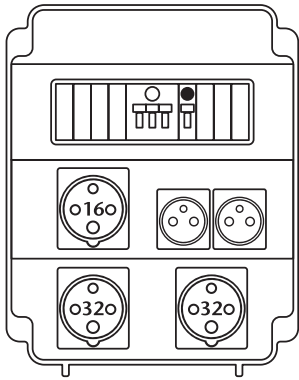


Single-phase breaker, 16 A/B

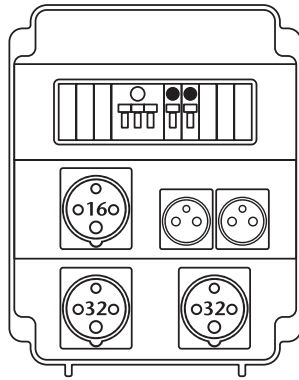


Three-phase electrometer

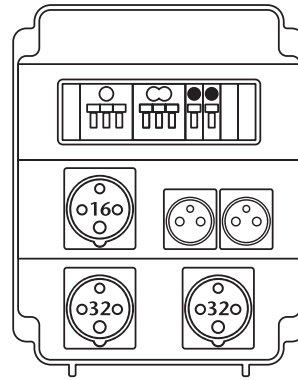
TEKNIC



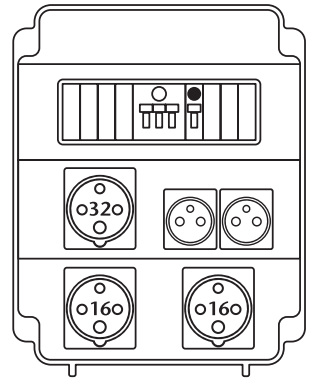
ROS 11/I-51



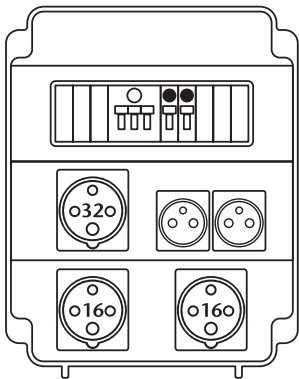
ROS 11/I-52



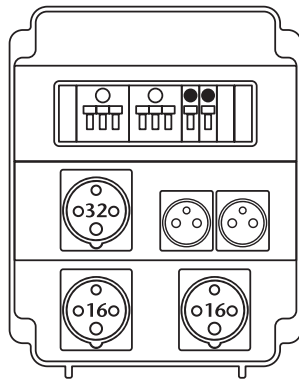
ROS 11/I-53



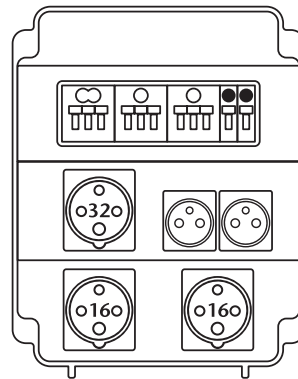
ROS 11/I-54



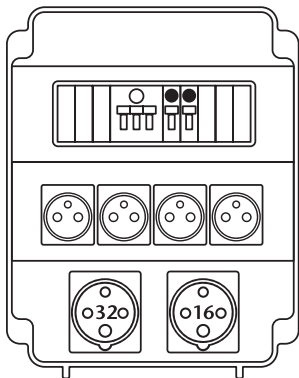
ROS 11/I-55



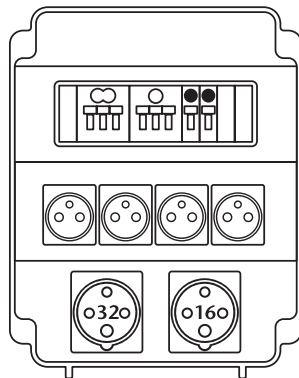
ROS 11/I-56




ROS 11/I-57




ROS 11/I-61




ROS 11/I-62




ROS 11/I-63





ROS 11/x-32/24V







ROS 11/I-32/24V



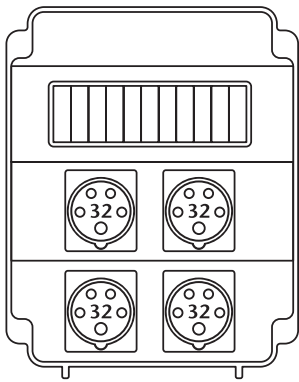
ROS 11/FI-01 EM

 Built-in socket VZ 24-48
 Built-in socket IEN 1643

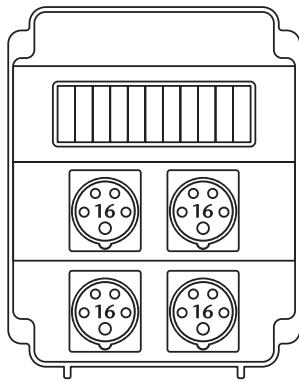
 Built-in socket IEN 1653
 Built-in socket IEN 3243

 Built-in socket IEN 3253
 VBuilt-in socket VZ 16

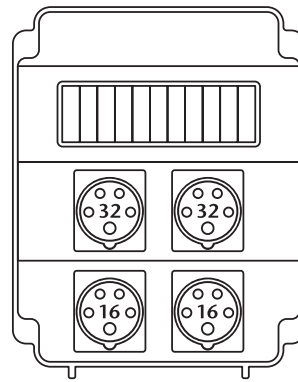
TEKNIC




ROS 11/x-01



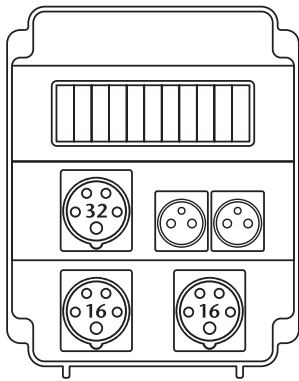
ROS 11/x-03




ROS 11/x-05



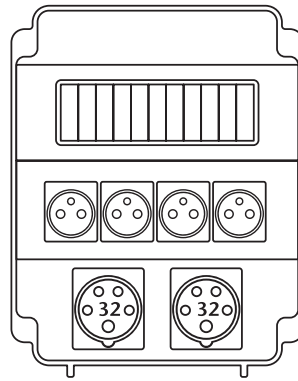
ROS 11/x-11



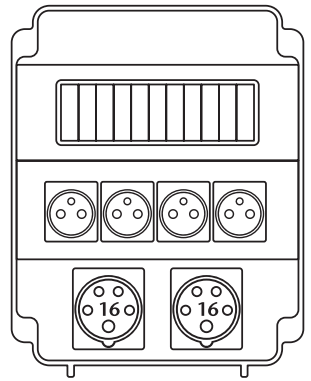
ROS 11/x-14




ROS 11/x-21



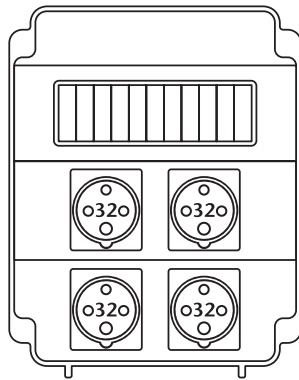
ROS 11/x-22




ROS 11/x-23




ROS 11/x-25



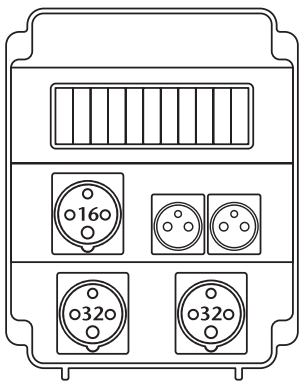
ROS 11/x-41




ROS 11/x-43




ROS 11/x-45



ROS 11/x-51



ROS 11/x-54



ROS 11/x-61



Three-phase breaker, 16 A/C



Single-phase breaker, 16 A/C



Three-phase current protector



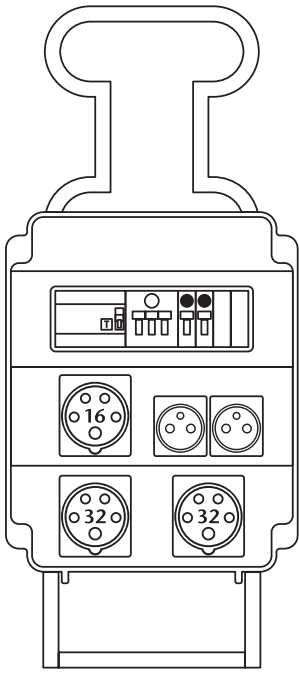
Three-phase breaker, 32 A/C




Single-phase breaker, 16 A/B



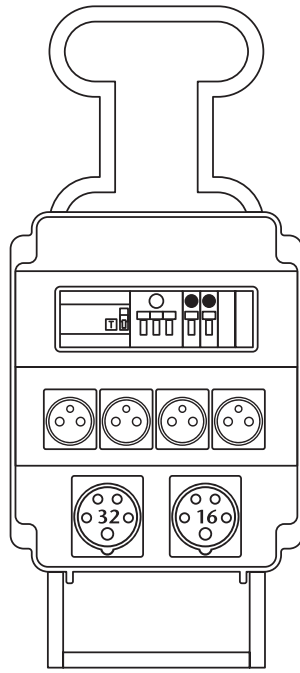
Length of power supply cable [m]



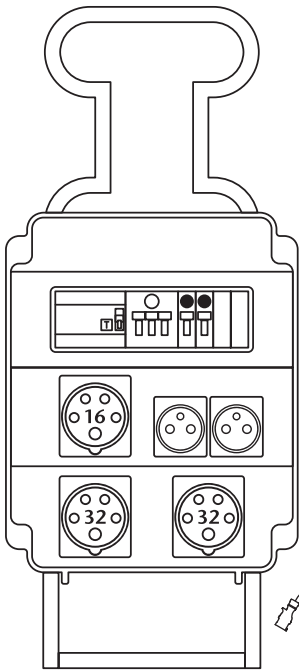
ROS 11S/FI-12




ROS 11S/FI-14




ROS 11S/FI-21




ROS 11S/FI-12/P







ROS 11S/FI-14/P



ROS 11S/FI-21/P

 Built-in socket IEN 1643

 Built-in socket IEN 1653
 Built-in socket IEN 3243

 Built-in socket IEN 3253
 Built-in socket VZ 16

Distribution Assembly ROS Modul

The group includes the distribution assembly ROS 8 and ROS 13 and ten types of superstructure assemblies. The distribution assembly cover is moulded from halogenfree thermoplastic. Distribution assemblies have been designed for both internal and external use within the temperature range from **- 25 °C to + 85 °C**. They are all supplied in the following specifications:

- ° degree of protection IP 44, IP 65
- ° nominal current: 16 A, 32 A, 63 A
- ° nominal working voltage: **400/415 V ~ , 50 Hz**
- ° mechanical resistance: 2J/mm²










- o doubled insulation

The power supply cable may only be installed by an appropriately qualified person.


Distribution assemblies ROS8, ROS 13 and superstructure assemblies can be fitted with breakers, current protector, 16A, 32A and 63A sockets, with single-phase 24 V socket with a transformer (a breaker must precede it). Moreover, ROS Modul enables to build in a single-phase and / or three-phase single-tariff electrometer that is fixed onto DIN carrier bar.

The construction of ROS Model enables various combinations of ROS8, ROS 13 and ten types of superstructure assemblies to be connected.

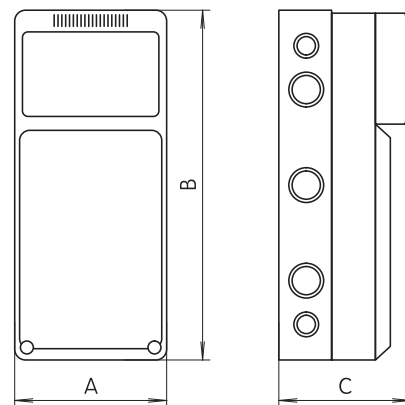
Built-in sockets used in distribution assemblies ROS Model

| Current | Voltage | Poles Hour angle |  | | | | | | | |
|---------|-----------|---|--|---------|----------|-------|----------|----------|--|-----------|
| | | | IP 54 | IP 54 | IP 67 | IP 54 | IP 67 | IP 67 | | |
| 10 A | 48 V |  | VZ 48 | | | | | | | |
| 16 A | 250 V |  | | VZ 16 | VZG 16 | | | | | |
| 16 A | 250 V |  | | VZ 16 S | VZG 16 S | | | | | |
| 16 A | 400/415 V |  | | | | | IEN 1643 | IEG 1643 | | |
| 16 A | 400/415 V |  | | | | | IEN 1653 | IEG 1653 | | |
| 32 A | 400/415 V |  | | | | | IEN 3243 | | | |
| 32 A | 400/415 V |  | | | | | IEN 3253 | | | |
| 63 A | 400/415 V |  | | | | | | | | IEGN 6353 |

Devices on DIN carrier bar used in distribution assemblies ROS Model

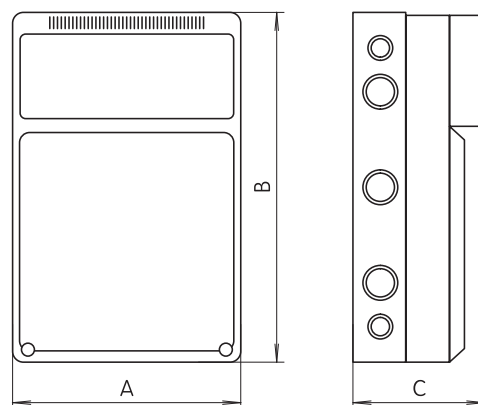
| |  | | | | | | |
|-------------------|--|-----------------|---------------------------|---------------------------|----------------------|----------------------|----------------------|
| Label | PR 63 xxx | PR 61 xxx | PCHB2 | PCHB4 | 1EEM1211.1 | 3EEM3452.41 * | EIZ-EDWS7393* |
| Nominal current | 0,5 ÷63 A | 0,5 ÷63 A | | | | | |
| Switch character | B, C | B, C | | | | | |
| Device | 3-phase breaker | 1-phase breaker | 1-phase current protector | 3-phase current protector | 1-phase electrometer | 3-phase electrometer | 3-phase electrometer |
| Number of modules | 3M | 1M | 2M | 4M | 1M | 5M | 7M |

Distribution assembly ROS M 8



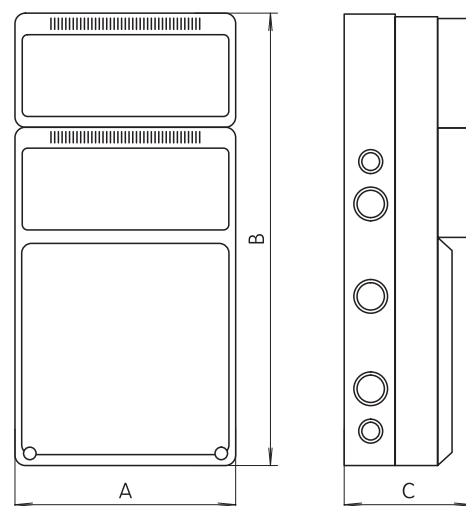
| Type \ [mm] | A | B | C |
|-------------|-----|-----|-----|
| ROS M8 | 230 | 506 | 150 |

Distribution assembly ROS M 13



| Type \ [mm] | A | B | C |
|-------------|-----|-----|-----|
| ROS M13 | 330 | 506 | 150 |

Distribution assembly ROS M 26



| Type \ [mm] | A | B | C |
|-------------|-----|-----|-----|
| ROS M26 | 330 | 686 | 150 |

Connectable models



3951

506×230×150

8 positions



3952

506×330×150

13 positions




3953

506×230×130



3954

506×330×130



3955

180×330×130



3956

330×330×130



3964

180×330×150

13 positions



3965

330×180×150

6 positions



Built-in socket IEGN 6353



Built-in socket IEN 1653



Built-in socket IEN 3253



Built-in socket IEN 1643

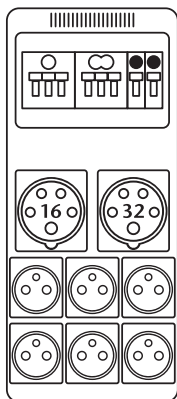


Built-in socket IEN 3243

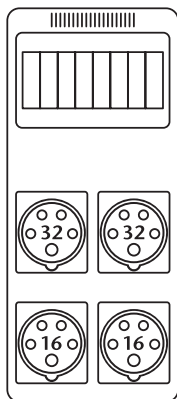


Built-in socket VZ 16


TEKNIC



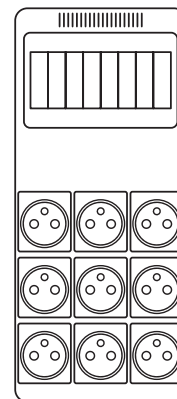
ROS M8/I-003




ROS M8/x-061



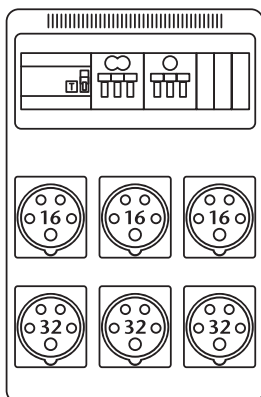
ROS M8/FI-045




ROS M8/x-300



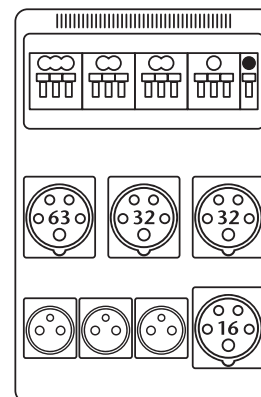
ROS M13/EM-035



ROS M13/FI-137



ROS M13/X-040



ROS M13/I-083



Three-phase breaker,
16 A/C



Three-phase breaker,
63 A/C



Single-phase breaker,
16 A/C



Single-phase breaker,
16 A/B



Three-phase
current protector



Three-phase electrometer

Distribution assembly ROS Elegant

The group includes two distribution assemblies and one high-standard assembly for modular devices (breaker, electrometer, current protector). The distribution assembly cover is moulded from halogenfree thermoplastic. Distribution assemblies have been designed for both internal and external use within the temperature range from **-25°C to + 85°C**. They are all supplied in the following specifications:

- ° degree of protection IP 44,
- ° nominal current: 16 A, 32 A
- ° nominal working voltage: **400/415 V ~ , 50 Hz**

- ° mechanical resistance: 2J/mm²
- ° doubled insulation








The power supply cable may only be installed by an appropriately qualified person. Distribution assemblies ROS Elegant can be fitted with breakers, current protector, 16 A, 32 A sockets. Moreover, ROS Elegant enables installation of a single-phase or/and three-phase single-tariff electrometer that is installed on DIN carrier bar.

ROS Elegant can be used in interiors with high demands for outer look of the distribution assembly.

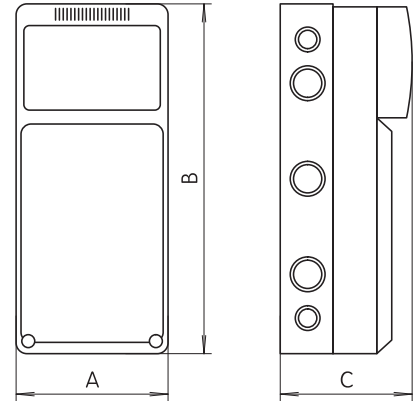
Built-in socket used in distribution assemblies ROS Elegant

| Current | Voltage | Poles | Hour angle | IP 44 | |
|---------|-----------|-------|------------|-------|----------|
| | | | | IZV16 | IZV16/S |
| 16 A | 250 V | 2 | 0° | | |
| 16 A | 250 V | 2 | 90° | | |
| 16 A | 400/415 V | 3 | 0° | | IZV 1643 |
| 16 A | 400/415 V | 3 | 90° | | IZV 1653 |
| 32 A | 400/415 V | 3 | 0° | | IZV 3243 |
| 32 A | 400/415 V | 3 | 90° | | IZV 3253 |

Devices on DIN carrier bar used in distribution assemblies ROS Elegant

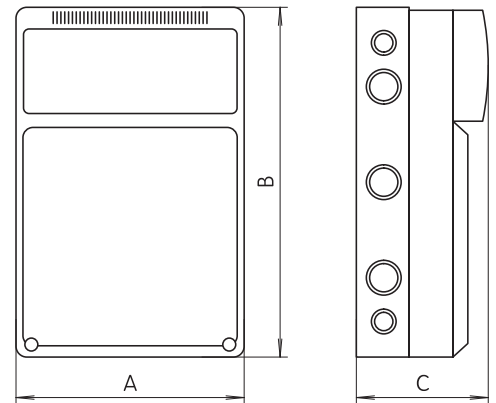
| |  |  |  |  |  |  |  |
|-------------------|---|---|---|---|---|---|---|
| Label | PR 63 xxx | PR 61 xxx | PCHB2 | PCHB4 | 1EEM1211.1 | 3EEM3452.41 * | EIZ-EDWS7393 * |
| Nominal current | 0,5 ÷ 63 A | 0,5 ÷ 63 A | | | | | |
| Switch character | B, C | B, C | | | | | |
| Device | 3-phase breaker | 1-phase breaker | 1-phase current protector | 3-phase current protector | 1-phase electrometer | 3-phase electrometer | 3-phase electrometer |
| Number of modules | 3M | 1M | 2M | 4M | 1M | 5M | 7M |

Distribution assembly ROS E8

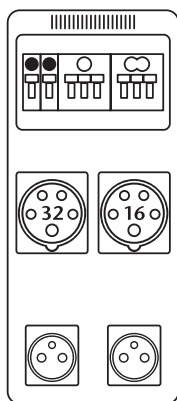


| Type \ [mm] | A | B | C |
|-------------|-----|-----|-----|
| ROS E8 | 230 | 506 | 150 |

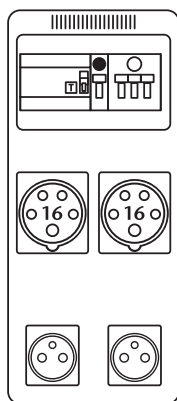
Distribution assembly ROS E13



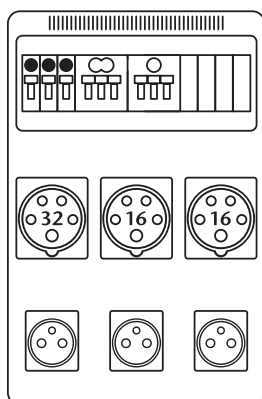
| Type \ [mm] | A | B | C |
|-------------|-----|-----|-----|
| ROS E13 | 330 | 506 | 150 |



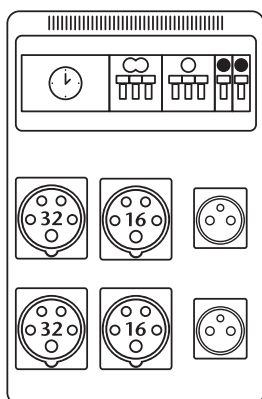
ROS E8/I-003



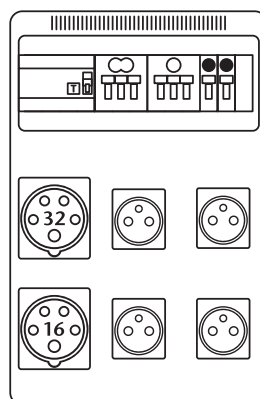
ROS E8/FI-047



ROS E13/I-003



ROS E13/EM-075



ROS E13/FI-107



Three-phase breaker, 16 A/C



Single-phase breaker, 16 A/C



Three-phase current protector



Three-phase breaker, 32 A/C



Single-phase breaker, 16 A/B



Three-phase electrometer



Built-in socket IEN 1643



Built-in socket IEN 1653



Built-in socket IEN 3253



Built-in socket IEN 3243



Built-in socket VZ 16

Portable distribution assemblies with a holder

The group includes two distribution assemblies and option of modular superstructures with a maximum of 12 or 24 models with 63 A three-phase switch. The distribution assembly cover is moulded from polyester and strengthened by glass fibre. Distribution assemblies have been designed for external use.

They are all supplied in the following specifications:

- degree of protection IP 44
- nominal current: 16 A, 32 A
- nominal working voltage: **230 / 400 / 415 V, 50 Hz**
- mechanical resistance 2 J/mm²
- resistance to pressure: 200 N/mm²
- shock resistance: 25 kJ/m

◦ heat and combustion resistance: UL94: V0


The power supply cable may only be installed by an appropriately qualified person. Portable distribution assemblies with a holder can be fitted with breakers, current protector, 16 A, 32 A sockets. We offer four-pole and five-pole modifications with predefined fitting of devices in two sizes of the assemblies.

Portable distribution assemblies with a holder can be used where the connection of more devices with 32 A and 16 A electricity use is needed to the distribution board while being protected.

Note: We offer the group of portable distribution assemblies with a holder in four modifications, without an option of individual combination. Should you have individual requirements for a portable distribution assembly with a holder, please read carefully the options of ROS 11.

Distribution assembly ROS24S/FI-0x

Distribution assembly ROS12S/FI-0x



ROS24S/FI-01

- 2×IEN 1653
- 2×IEN 3253
- 4×VZ16
- 2×3-phase breaker C16
- 2×3-phase breaker C32
- 4×1-phase breaker B16
- 1×current protector 63A/0,03A

ROS24S/FI-02

- 1×IEN 1643
- 1×IEN 1653
- 1×IEN 3253
- 1×IEN 3243
- 4×VZ16
- 2×3-phase breaker C16
- 2×3-phase breaker C32
- 1×current protector 63A/0,03A

ROS12S/FI-01

- 1×IEN 1653
- 1×IEN 3253
- 2×VZ16
- 1×3-phase breaker C32
- 1×3-phase breaker C16
- 2×1-phase breaker B16
- 1×current protector 63A/0,03A

ROS12S/FI-02

- 2×IEN 1653
- 2×VZ16
- 2×3-phase breaker C16
- 2×1-phase breaker B16
- 1×current protector 63A/0,03A

Semiassemblies and spare parts

We can provide "unequipped" semiassemblies ROS 5/Z, ROS 7/Z and ROS 11/Z without sockets be-

Spare parts ROS, ROS D

Bottom of distribution assembly

ROS MONT 01070833 for all types

Covers

ROS mont 1 107-0836 for types: ROS 1600
ROS 1601
ROS 3200
ROS 3201

ROS mont 1 107-0892 for types: ROS 1603
ROS 1602

ROS mont 1 107-0872 for types: ROS 1604
ROS 1605
ROS 1607

ROS mont 1 107-0850 for types: ROS-I 1600
ROS-I 1601
ROS-I 1602
ROS-I 1603
ROS-I 3200
ROS-I 3201

ROS mont 1 107-0835/D for types: ROS 1600 D
ROS 1601 D
ROS 3200 D
ROS 3201 D

ROS mont 1 107-0849/D for types: ROS-I 1601 D
ROS-I 1603 D
ROS-I 3201 D

ROS mont 1 107-0873/D for types: ROS 1605 D
ROS 1607 D

ROS mont 1 107-0891/D for types: ROS 1603 D

ing fitted as an alternative to the fully equipped distribution assemblies types ROS 5, ROS 7 and ROS 11 with the following components:

Spare parts ROS 5

Bottom of distribution assembly ND 105-2764

Cover of distribution assembly ND 105-2765

Cover of breakers ND 105-2777

Fastening screw ND 048-0087

Carrier bar TS 35/012/0

Terminal board for devices PS10/0

Top of cable clip 670x-00 ND 102-0161

Carrier ND 105-2177

Fastening adapter ND 105-2677

Cable gland TV-M32/2

Lock nut UM-M32/2

Spare parts ROS 7

Bottom of distribution assembly ND 105-2780

Cover of distribution assembly ND 105-2788

Cover of breakers ND 105-2783

Fastening screw ND 048-0087

Carrier bar TS TS 35/012

Cam switch ND LK40-2.8211

Cam reverser ND LK40-3.8368

Terminal board for devices PS10/0

Top of cable clip 670x-00 ND 102-0161

Carrier ND 105-2177

Fastening adapter ND 105-2677

Cable gland TV-M32/2

Lock nut UM-M32/2

Spare parts ROS 11

Bottom of distribution assembly ND 105-2740

Cover of distribution assembly ND 105-2741

Cover of breakers ND 105-2755

Fastening screw ND 048-0087

Carrier bar TS 35/215/2

Terminal board for devices PS10/0

Top of cable clip 670x-00 ND 102-0161

Carrier ND 105-2177

Fastening adapter ND 105-2677

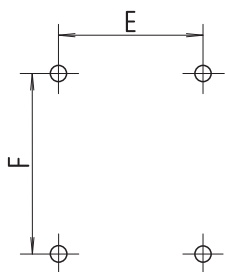
Cable gland TV-M32/2

Lock nut UM-M32/2

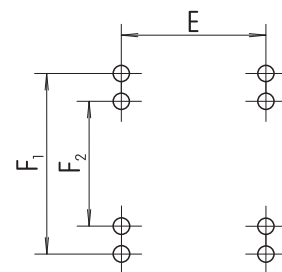

Spare parts for built-in socket
VZ 16, VZ 16 S and VZ 48

Spare parts for all types of built-in sockets IEN,
IE and IERN

Fixing frame ND 105-2677



Fixing frame ND 105-2177



When mounting use a screw for plastic materials \varnothing 4 mm.

When mounting use a screw for plastic materials \varnothing 4 mm.

| Type \ [mm] | E | F |
|-------------|----|----|
| ND 105-2677 | 38 | 38 |

| Type \ [mm] | E | F ₁ | F ₂ |
|-------------|----|----------------|----------------|
| ND 105-2177 | 60 | 70 | 60 |

Holder with changeable position for ROS 11S, ROS 12S, ROS 24S



Holder for ROS 11S, ROS 12S, ROS 24S



Control Stations



Industrial Plug & Socket DBs



Load Break Switches,
Fuse Switch Disconnectors,
Switchfuse Units, Change Over Switches



Motor Protective Circuit Breaker
TMP65



ROS 5



ROS 11



ROS E13



TEKNIC

703, Madhava, Bandra Kurla Complex, Bandra East, Mumbai 400 051.
Tel.: 022-26592392, 42532500 Fax: 022-26592391 Email: teknico@vsnl.com Web: www.teknico.co.in