

3.6kV - Motor Fuse Links to British Standard Dimensions

Specifications

Description: Motor fuse links providing short circuit protection in motor circuits to both the motor starter and cables from the starter to the motor.

Ratings:

Rated Voltage: 3.6kV
 Rated Current: 5 - 450A
 Breaking Capacity: 50kA

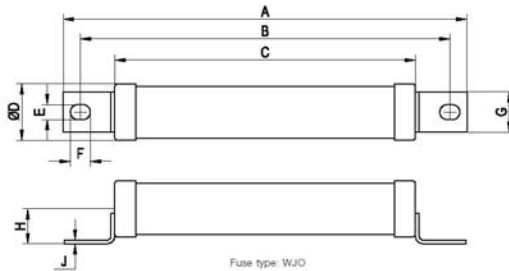
Agency Information: BS 2692-1

Time-Current Curves and Cut-Off Curves: see list page 120 and data on CD at the back of the catalogue.

Dimensions (mm):

Tag Type '6' - BS 2692 Standard

Fuse Link Type	A	B	C	D	E	F	G	H	J
+WJON6	257	235	192	36	9.5	13	25	23	2.4
WDO*H6	261	235	192	51	10.5	13	25	29	2.6
WFO*H6	261	235	192	76	10.5	20	64	42	2.6

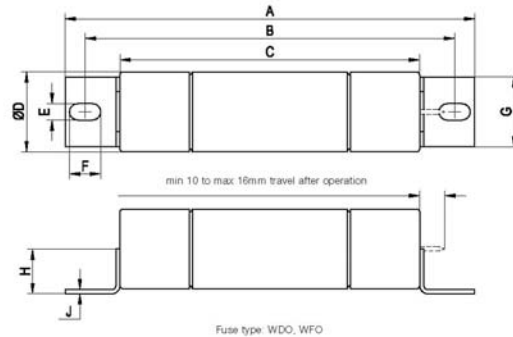


Features and Benefits

- Cool running, low watts loss and power dissipation thanks to the M-effect.
- Silver elements ensuring high conductivity and low power (revenue) loss
- 100% X-ray, all our Medium Voltage fuse links are X-rayed ensuring the highest possible standards are maintained
- Allows motor start current to pass on without degradation of fuse link

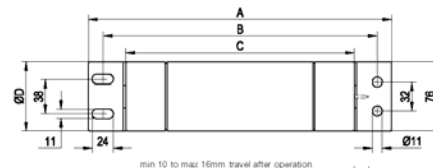
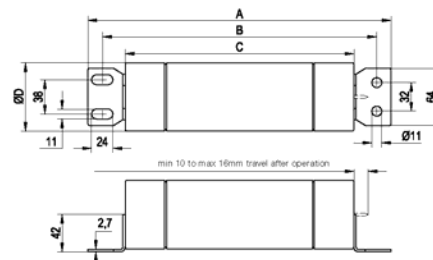
Typical Applications

- Motor protection



Tag Type 'O' - BS 2692 Standard

Fuse Link Type	A	B	C	D
WDFHO	337	305	254	51
WFFHO	337	305	254	76
WKFHO	337	305	254	76
WFGHO	442	410	359	76
WKGHO	442	410	359	76



Triple barrel fuse link
 (3rd barrel shown dotted) with 03 tags.

Double barrel fuse link with 02 tags
 shown in full line.

3.6kV - Motor Fuse Links to British Standard Dimensions

Part Numbers

Part Number	Rated Current I_n (A)	Breaking Capacity I_1 (kA)	Minimum Breaking Current I_3 (A)	Cold Resistance & Watts Loss in Free Air		Joule Integral (I^2t)		Length mm	Diameter mm	Weight kg
				m Ω	W	Minimum Pre-Arcing	Maximum Operating			
Tag Type '6' - BS 2692 Standard										
3.6WJON65	5	50	13	148	5	2×10^1	1.6×10^3	192	35	0.54
3.6WJON66.3	6.3	50	24	56.3	8	1.6×10^2	1.3×10^3	192	35	0.54
3.6WJON610	10	50	24	56.3	8	1.6×10^2	1.3×10^3	192	35	0.54
3.6WJON616	16	50	56	33.1	12	1.7×10^2	1.4×10^3	192	35	0.54
3.6WJON620	20	50	56	22.1	12	3.9×10^2	3.2×10^3	192	35	0.54
3.6WJON625	25	50	70	17.7	15	6.1×10^2	4.9×10^3	192	35	0.54
3.6WJON631.5	31.5	50	112	10.1	14	1.2×10^3	9.8×10^3	192	35	0.54
3.6WJON640	40	50	112	7.54	17	2.1×10^3	1.7×10^4	192	35	0.54
3.6WJON650	50	50	140	6.03	21	3.2×10^3	2.6×10^4	192	35	0.54
3.6WDOH650	50	50	180	5.36	20	1.8×10^3	2.4×10^4	192	51	1.1
3.6WDOH663	63	50	225	3.68	21	3.8×10^3	4.5×10^4	192	51	1.1
3.6WDOH680	80	50	288	2.88	27	6.3×10^3	8.0×10^4	192	51	1.1
3.6WDOH6100	100	50	360	2.16	31	9.8×10^3	1.1×10^5	192	51	1.1
3.6WDOH6125	125	50	450	1.73	39	1.5×10^4	2.2×10^5	192	51	1.1
3.6WFOH6160	160	50	600	1.28	47	3.1×10^4	6.2×10^5	192	76	2.1
3.6WFOH6200	200	50	600	0.938	52	5.7×10^4	1.1×10^6	192	76	2.1
Tag Type 'O' - BS 2692 Standard										
3.6WDFHO50	50	50	152	6.61	21	1.8×10^3	2.4×10^4	254	51	1.46
3.6WDFHO63	63	50	171	5.03	28	3.1×10^3	4.5×10^4	254	51	1.46
3.6WDFHO80	80	50	190	3.52	31	6.3×10^3	8×10^4	254	51	1.46
3.6WDFHO100	100	50	190	2.87	39	9.5×10^3	1.2×10^5	254	51	1.46
3.6WDFHO125	125	50	190	2.44	53	1.3×10^4	1.8×10^5	254	51	1.46
3.6WFFHO160	160	50	300	1.53	54	3.4×10^4	4.1×10^5	254	76	3.2
3.6WFFHO200	200	50	300	1.24	67	5.1×10^4	7.2×10^5	254	76	3.2
3.6WKFHO250	250	50	520	0.653	57	1.8×10^5	2.4×10^6	254	76	3.2
3.6WKFHO315	315	50	650	0.435	60	4.1×10^5	5×10^6	254	76	3.2
3.6WKFHO355	355	50	820	0.345	59	6.4×10^5	7×10^6	254	76	3.2
3.6WKFHO400	400	50	820	0.345	76	6.4×10^5	7×10^6	254	76	3.2
3.6WKFHGO31.5	31.5	50	151	18.4	25	4.5×10^2	6×10^3	359	76	4.1
3.6WFGHO40	40	50	151	13.9	31	8×10^2	1.2×10^4	359	76	4.1
3.6WFGHO50	50	50	151	9.24	32	1.8×10^3	2.2×10^4	359	76	4.1
3.6WFGHO63	63	50	151	6.93	38	3.2×10^3	4.5×10^4	359	76	4.1
3.6WFGHO80	80	50	170	5.47	48	5.1×10^3	7.5×10^4	359	76	4.1
3.6WFGHO100	100	50	212	4.40	62	7.9×10^3	1.2×10^5	359	76	4.1
3.6WFGHO125	125	50	212	3.60	79	1.2×10^4	1.7×10^5	359	76	4.1
3.6WFGHO160	160	50	300	2.16	75	3.4×10^4	4.2×10^5	359	76	4.1
3.6WFGHO200	200	50	300	1.77	95	5.1×10^4	7×10^5	359	76	4.1
3.6WFGHO250	250	50	500	1.13	96	1.3×10^5	1.9×10^6	359	76	4.1
3.6WKGHO315	315	50	852	0.646	89	4.5×10^5	6×10^6	359	76	3.9
3.6WKGHO355	355	50	852	0.512	90	6.4×10^5	8.5×10^6	359	76	3.9
3.6WKGHO400	400	50	960	0.454	100	8.2×10^5	1.1×10^7	359	76	3.9
3.6WKGHO450	450	50	1150	0.379	108	1.2×10^6	1.5×10^7	359	76	3.9

Higher ratings than those listed above can be obtained by using fuse links connected in parallel. Special fixing arrangements for connecting up to three fuse links in parallel are available. Please contact Cooper Bussmann application engineers buletechnical@cooperindustries.com for more details. The code designations for these arrangements are given in "How to order" page 7 and 8.

7.2kV - Motor Fuse Links to British Standard Dimensions

Specifications

Description: Motor fuse links providing short circuit protection in motor circuits to both the motor starter and cables from the starter to the motor.

Ratings:

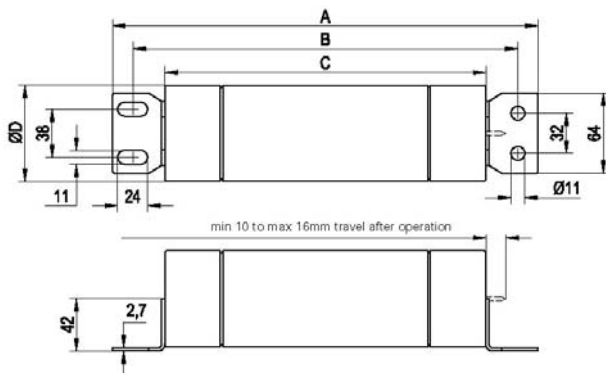
Rated Voltage: 7.2kV
 Rated Current: 25 - 315A
 Breaking Capacity: 40kA

Agency Information: Comply with BS 2692-1.

Time-Current Curves and Cut-Off Curves: see list page 120 and data on CD at the back of the catalogue.

Dimensions

Fuse Link Type	A	B	C	D
WFNHO	486	454	403	76
WKNHO	486	454	403	76



Triple barrel fuse link (3rd barrel shown dotted) with 03 tags.

Double barrel fuse link with 02 tags shown in full line.

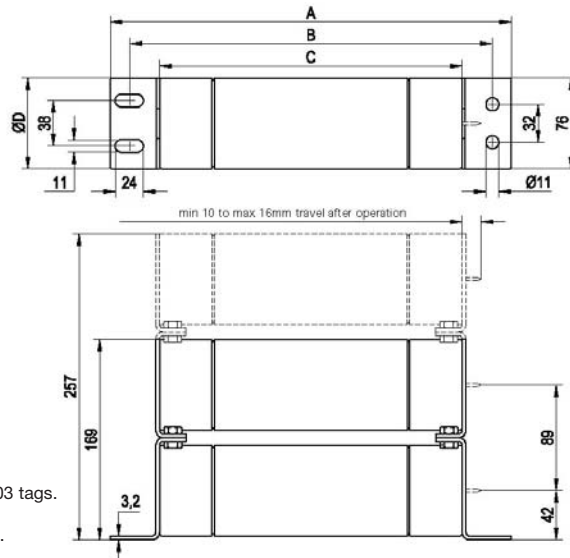


Features and Benefits

- *Cool running, low watts loss and power dissipation* thanks to the M-effect.
- *Silver elements* ensuring high conductivity and low power (revenue) loss
- *100% X-ray*, all our Medium Voltage fuse links are X-rayed ensuring the highest possible standards are maintained
- Allows motor start current to pass on without degradation of fuse link

Typical Applications

- Motor protection



Part Numbers

Part Number	Rated Current I_n (A)	Breaking Capacity I_1 (kA)	Minimum Breaking Current I_3 (A)	Cold Resistance & Watts Loss in Free Air		Joule Integral (I^2t)		Length mm	Diameter mm	Weight kg
				m Ω	W	Minimum Pre-Arcing	Maximum Operating			
7.2WFNHO25	25	40	84	38.7	34	1.4×10^2	2.1×10^3	403	76	4.4
7.2WFNHO31.5	31.5	40	96	25.5	35	3.1×10^2	4.7×10^3	403	76	4.4
7.2WFNHO40	40	40	107	18.2	40	6.1×10^2	8.0×10^3	403	76	4.4
7.2WFNHO50	50	40	122	13.3	46	1.2×10^3	1.5×10^4	403	76	4.4
7.2WFNHO63	63	40	133	10.4	56	1.9×10^3	3.0×10^4	403	76	4.4
7.2WFNHO80	80	40	133	7.30	65	3.8×10^3	5.8×10^4	403	76	4.4
7.2WFNHO100	100	40	262	4.92	69	9.8×10^3	1.3×10^5	403	76	4.4
7.2WFNHO125	125	40	300	2.94	63	2.4×10^4	2.4×10^5	403	76	4.4
7.2WFNHO160	160	40	337	2.05	72	5.0×10^4	7.0×10^5	403	76	4.4
7.2WKNHO200	200	40	500	1.63	90	8.8×10^4	1.3×10^6	403	76	4.4
7.2WKNHO224	224	40	500	1.44	98	1.1×10^5	1.6×10^6	403	76	4.4
7.2WKNHO250	250	40	960	1.11	105	2.2×10^5	1.6×10^6	403	76	4.4
7.2WKNHO315	315	40	960	0.779	107	4.5×10^5	3.1×10^6	403	76	4.4

Higher ratings than those listed above can be obtained by using fuse links connected in parallel. Special fixing arrangements for connecting up to three fuse links in parallel are available. Please contact Cooper Bussmann application engineers buletechnical@cooperindustries.com for more details. The code designations for these arrangements are given in "How to order" page 7 and 8.

3.6kV - Motor Fuse Links to DIN Standard Dimensions

Specifications

Description: Motor fuse links providing short circuit protection in motor circuits to both the motor starter and cables from the starter to the motor.

Ratings:

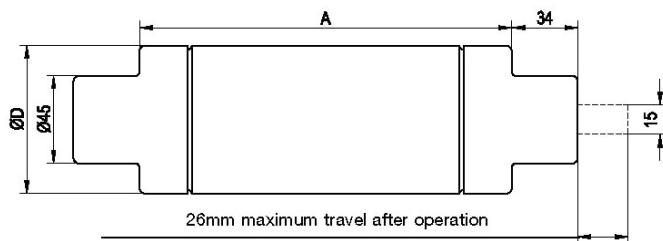
Rated Voltage: 3.6kV
 Rated Current: 50 - 400A
 Breaking Capacity: 50kA

Agency Information: Comply with IEC 60282-1, VDE 0670 part 4 and DIN Dimensional standard DIN 43625.

Time-Current Curves and Cut-Off Curves: see list page 120 and data on CD at the back of the catalogue.

Dimensions (mm):

Fuse link reference	Length (A) mm	Diameter (D) mm	Weight Kg
WDOS	192	51	1.1
WFOS	192	76	2.1
WDLS	292	51	1.63
WFLS	292	76	3.16
WKLS	292	76	3.16



Features and Benefits

- Cool running, low watts loss and power dissipation thanks to the M-effect.
- Silver elements ensuring high conductivity and low power (revenue) loss
- 100% X-ray, all our Medium Voltage fuse links are X-rayed ensuring the highest possible standards are maintained
- Allows motor start current to pass on without degradation of fuse link

Typical Applications

- Motor protection

Part Numbers

Part Number	Rated Current I_n (A)	Breaking Capacity I_1 (kA)	Minimum Breaking Current I_3 (A)	Cold Resistance & Watts Loss in Free Air		Joule Integral (I^2t)		Length mm	Diameter mm	Weight kg
				m Ω	W	Minimum Pre-Arcing	Maximum Operating			
3.6WDOSJ50	50	50	180	5.36	20	1.8×10^3	2.4×10^4	192	51	1.1
3.6WDOSJ63	63	50	225	3.68	21	3.8×10^3	4.5×10^4	192	51	1.1
3.6WDOSJ80	80	50	288	2.88	27	6.3×10^3	8.0×10^4	192	51	1.1
3.6WDOSJ100	100	50	360	2.16	31	9.8×10^3	1.1×10^5	192	51	1.1
3.6WDOSJ125	125	50	450	1.73	39	1.5×10^4	2.2×10^5	192	51	1.1
3.6WFOSJ160	160	50	600	1.28	47	3.1×10^4	6.2×10^5	192	76	2.1
3.6WFOSJ200	200	50	600	0.938	52	5.7×10^4	1.1×10^6	192	76	2.1
3.6WDLSJ50	50	50	152	7.73	27	1.8×10^3	2.4×10^4	292	51	1.63
3.6WDLSJ63	63	50	171	5.9	32	3.1×10^3	4.5×10^4	292	51	1.63
3.6WDLSJ80	80	50	190	4.12	37	6.3×10^3	8.0×10^4	292	51	1.63
3.6WDLSJ100	100	50	190	3.38	46	9.5×10^3	1.2×10^5	292	51	1.63
3.6WDLSJ125	125	50	190	2.85	61	1.3×10^4	1.8×10^5	292	51	1.63
3.6WFLSJ160	160	50	300	1.74	61	3.4×10^4	4.1×10^5	292	76	3.16
3.6WFLSJ200	200	50	300	1.42	80	5.1×10^4	7.2×10^5	292	76	3.16
3.6WKLSJ250	250	50	820	0.741	67	1.9×10^5	2.4×10^6	292	76	3.16
3.6WKLSJ315	315	50	820	0.507	69	4.0×10^5	5.0×10^6	292	76	3.16
3.6WKLSJ400	400	50	820	0.401	90	6.4×10^5	7.0×10^6	292	76	3.16

7.2kV - Motor Fuse Links to DIN Standard Dimensions

Specifications

Description: Motor fuse links providing short circuit protection in motor circuits to both the motor starter and cables from the starter to the motor.

Ratings:

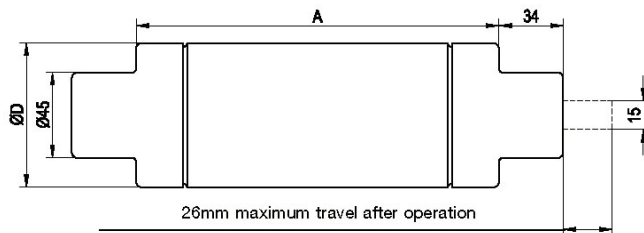
Rated Voltage: 7.2kV
 Rated Current: 25 - 355A
 Breaking Capacity: 63kA

Agency Information: Comply with IEC 60282-1, VDE 0670 part 4 and DIN Dimensional standard DIN 43625.

Time-Current Curves and Cut-Off Curves: see list page 120 and data on CD at the back of the catalogue.

Dimensions (mm):

Fuse link reference	Length (A) mm	Diameter (D) mm	Weight Kg
WFMS	442	76	5.2
WKMS	442	76	5.2



Features and Benefits

- *Cool running, low watts loss and power dissipation* thanks to the M-effect.
- *Silver elements* ensuring high conductivity and low power (revenue) loss
- *100% X-ray*, all our Medium Voltage fuse links are X-rayed ensuring the highest possible standards are maintained
- Allows motor start current to pass on without degradation of fuse link

Typical Applications

- Motor protection

Part Numbers

Part Number	Rated Current I_n (A)	Breaking Capacity I_1 (kA)	Minimum Breaking Current I_3 (A)	Cold Resistance & Watts Loss in Free Air		Joule Integral (I^2t)		Length mm	Diameter mm	Weight kg
				mΩ	W	Minimum Pre-Arcing	Maximum Operating			
7.2WFMSJ25	25	63	84	33.9	33	1.4×10^2	2.1×10^3	442	76	5.2
7.2WFMSJ31.5	31.5	63	96	25.4	40	3.1×10^2	4.7×10^3	442	76	5.2
7.2WFMSJ40	40	63	107	17.8	56	6.1×10^2	8.0×10^3	442	76	5.2
7.2WFMSJ50	50	63	122	14.8	53	1.2×10^3	1.5×10^4	442	76	5.2
7.2WFMSJ63	63	63	133	11.6	61	1.9×10^3	3.0×10^4	442	76	5.2
7.2WFMSJ80	80	63	133	8.12	72	3.8×10^3	5.8×10^4	442	76	5.2
7.2WFMSJ100	100	63	262	5.33	74	9.8×10^3	1.3×10^5	442	76	5.2
7.2WFMSJ125	125	63	300	3.19	70	2.4×10^4	2.4×10^5	442	76	5.2
7.2WFMSJ160	160	63	337	2.23	79	5.0×10^4	7.0×10^5	442	76	5.2
7.2WKMSJ200	200	63	500	1.79	99	8.8×10^4	1.3×10^6	442	76	5.2
7.2WKMSJ224	224	63	500	1.59	100	1.1×10^5	1.6×10^6	442	76	5.2
7.2WKMSJ250	250	63	960	1.23	107	2.2×10^5	1.6×10^6	442	76	5.2
7.2WKMSJ315	315	63	960	0.869	120	4.5×10^5	3.1×10^6	442	76	5.2
7.2WKMSJ355	355	63	1000	0.724	125	6.4×10^5	3.9×10^6	442	76	5.2

2.75kV - Motor Fuse Links to USA Dimensions

Specifications

Description: R-rated medium voltage current limiting fuse links for motor protection.

Ratings:

Rated Voltage: 2.75kV
 Rated Current: 2 - 24R
 Breaking Capacity: 60kA

Agency Information: IEEE standards

Dimensions (mm):

Fuse link reference	Length mm	Diameter mm	Weight Kg
VFRHA	276	76	2.5
VKRHA	276	76	2.5
VKRHK	276	76	5.2



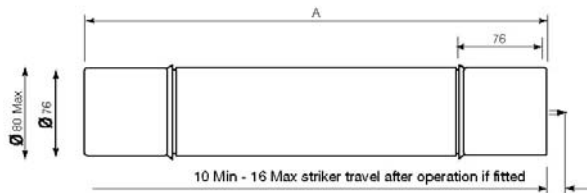
Features and Benefits

- *Cool running, low watts loss and power dissipation* thanks to the M-effect.
- *Silver elements* ensuring high conductivity and low power (revenue) loss
- *100% X-ray*, all our Medium Voltage fuse links are X-rayed ensuring the highest possible standards are maintained
- Allows motor start current to pass on without degradation of fuse link

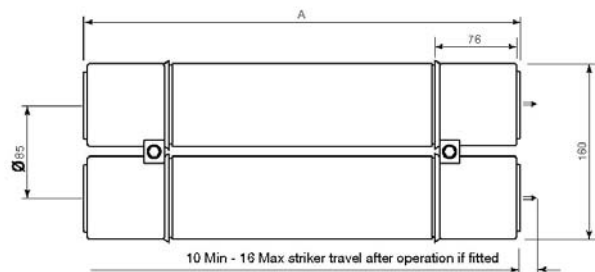
Typical Applications

- Motor protection

A Tags (ferrule)



K Tags (double barrel fuse links)



Part Numbers

Part Number	Breaking Capacity I ₁ (kA)	Minimum Breaking Current I ₃ (A)	Cold Resistance & Watts Loss in Free Air		Joule Integral (I ² t)		Length mm	Diameter mm	Weight kg
			mΩ	W	Minimum Pre-Arcing	Maximum Operating			
2.75VFRHA2R	60	180	6.15	52	8.1 x 10 ³	2.8 x 10 ⁴	276	76	2.5
2.75VFRHA3R	60	229	4.04	57	1.9 x 10 ⁴	7.5 x 10 ⁴	276	76	2.5
2.75VFRHA4R	60	257	2.69	62	4.2 x 10 ⁴	1.4 x 10 ⁵	276	76	2.5
2.75VFRHA6R	60	525	1.62	65	3.9 x 10 ⁴	3.4 x 10 ⁵	276	76	2.5
2.75VKRHA9R	60	500	1.15	70	8.8 x 10 ⁴	8.4 x 10 ⁵	276	76	2.5
2.75VKRHA12R	60	500	1.03	80	1.1 x 10 ⁵	1.2 x 10 ⁶	276	76	2.5
2.75VKRHK18R	60	500	0.577	140	3.5 x 10 ⁵	3.2 x 10 ⁶	276	76	5.2
2.75VKRHK24R	60	500	0.514	156	4.5 x 10 ⁵	5.5 x 10 ⁶	276	76	5.2

5.5kV - Motor Fuse Links to USA Dimensions

Specifications

Description: R-rated medium voltage current limiting fuse links for motor protection.

Ratings:

Rated Voltage: 5.5kV
 Rated Current: 2 - 24R
 Breaking Capacity: 60kA

Agency Information: IEEE standards

Dimensions (mm):

Fuse link reference	Length mm	Diameter mm	Weight Kg
VFNHA	403	76	3.8
VKNHA	403	76	3.8
VKNHK	403	76	7.8



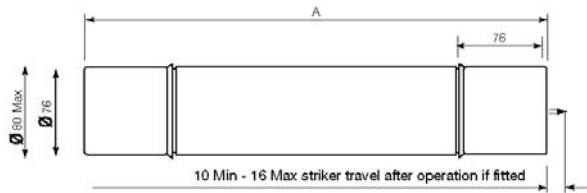
Features and Benefits

- *Cool running, low watts loss and power dissipation* thanks to the M-effect ensuring high levels of substation utilisation
- *Silver elements* ensuring high conductivity and low power (revenue) loss
- *100% X-ray*, all our Medium Voltage fuse links are X-rayed ensuring the highest possible standards are maintained

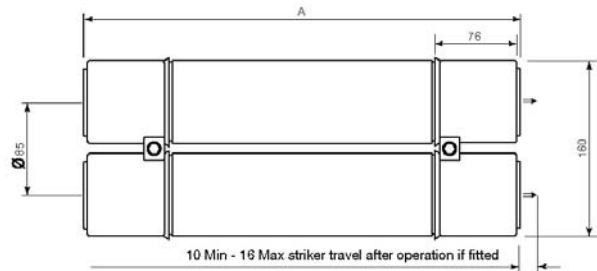
Typical Applications

- Motor protection

A Tags (ferrule)



K Tags (double barrel fuse links)



Part Numbers

Part Number	Breaking Capacity I ₁ (kA)	Minimum Breaking Current I ₃ (A)	Cold Resistance & Watts Loss in Free Air		Joule Integral (I ² t)		Length mm	Diameter mm	Weight kg
			mΩ	W	Minimum Pre-Arcing	Maximum Operating			
5.5VFNHA2R	60	180	8.35	70	8.1 x 10 ³	2.8 x 10 ⁴	403	76	3.8
5.5VFNHA3R	60	229	5.48	77	1.9 x 10 ⁴	7.9 x 10 ⁴	403	76	3.8
5.5VFNHA4R	60	257	3.65	85	4.2 x 10 ⁴	1.6 x 10 ⁵	403	76	3.8
5.5VFNHA6R	60	525	2.31	91	3.9 x 10 ⁴	3.6 x 10 ⁵	403	76	3.8
5.5VKNHA9R	60	500	1.63	99	8.8 x 10 ⁴	8.8 x 10 ⁵	403	76	3.8
5.5VKNHA12R	60	500	1.45	110	1.1 x 10 ⁵	1.3 x 10 ⁶	403	76	3.8
5.5VKNHK18R	60	500	0.815	198	3.5 x 10 ⁵	3.4 x 10 ⁶	403	76	7.8
5.5VKNHK24R	60	500	0.725	220	4.5 x 10 ⁵	5.8 x 10 ⁶	403	76	7.8